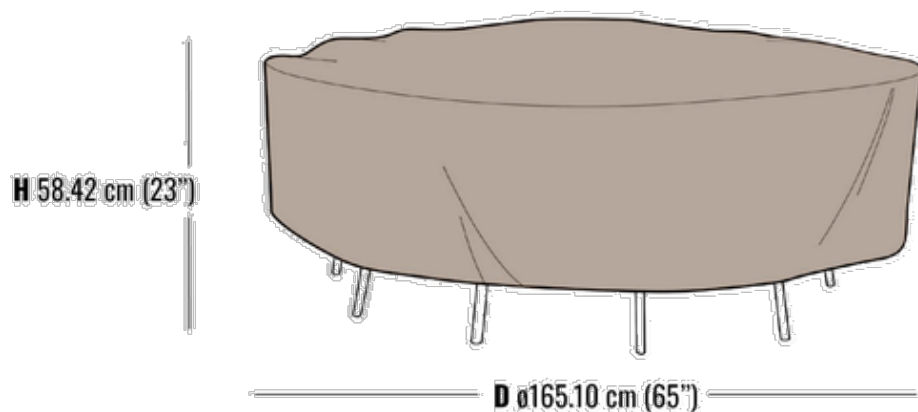


## Round Patio Table Set Cover

CVP21319

Finding the proper round patio table set cover is essential to the overall protection of your outdoor round patio table set. The cover you choose will fit and perform better if it's slightly larger or wider (1-2 inches in total dimension) than the outdoor patio table set. Traditionally used for smaller round table sets with table up to 48" diameter and 4 standard chairs.

We recommend your cover to be slightly elevated or shorter than the patio furniture sectional set to insure proper circulation underneath the cover. This will reduce water build up, helping to prevent mold or mildew.



\*Patio Table Set Not Included

**Note:** arranging chairs inwards or outwards from table to match top edge seams of cover might be a good solution to create a more uniform shape to measure and cover.

For a proper fit of your outdoor cover, measurements can be determined by using the diagram above and instructions below.

Height (H) = Measure from ground to top of the table set

Diameter (D)\* = also known as width, the distance horizontally from the front of the round patio table set you are covering to the back in a straight line through a specified middle center point, edge to edge or side to side.

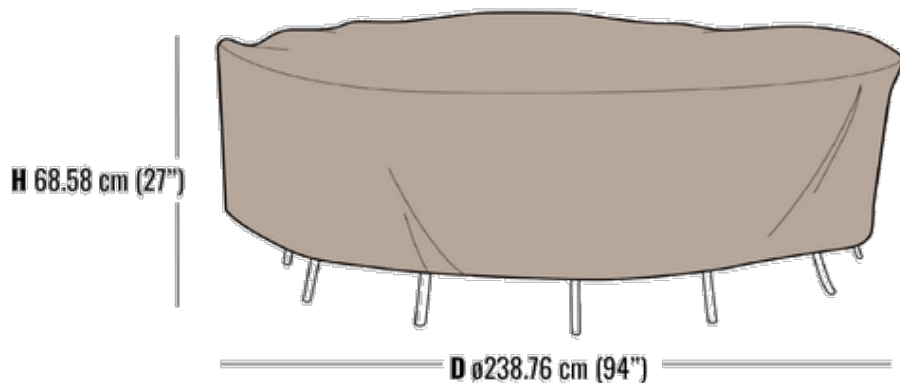
\*Width equals Length

## Large Round Patio Table Set Cover

CVP21320

Finding the proper round patio table set cover is essential to the overall protection of your outdoor round patio table set. The cover you choose will fit and perform better if it's slightly larger or wider (1-2 inches in total dimension) than the outdoor patio table set. Traditionally used for larger round table sets with table up to 72" diameter and 6 standard chairs.

We recommend your cover to be slightly elevated or shorter than the patio furniture sectional set to insure proper circulation underneath the cover. This will reduce water build up, helping to prevent mold or mildew.



**Note:** arranging chairs inwards or outwards from table to match top edge seams of cover might be a good solution to create a more uniform shape to measure and cover.

For a proper fit of your outdoor cover, measurements can be determined by using the diagram above and instructions below.

\*Patio Table Set Not Included

Height (H) = Measure from ground to top of the table set

Diameter (D)\* = also known as width, the distance horizontally from the front of the round patio table set you are covering to the back in a straight line through a specified middle center point, edge to edge or side to side.

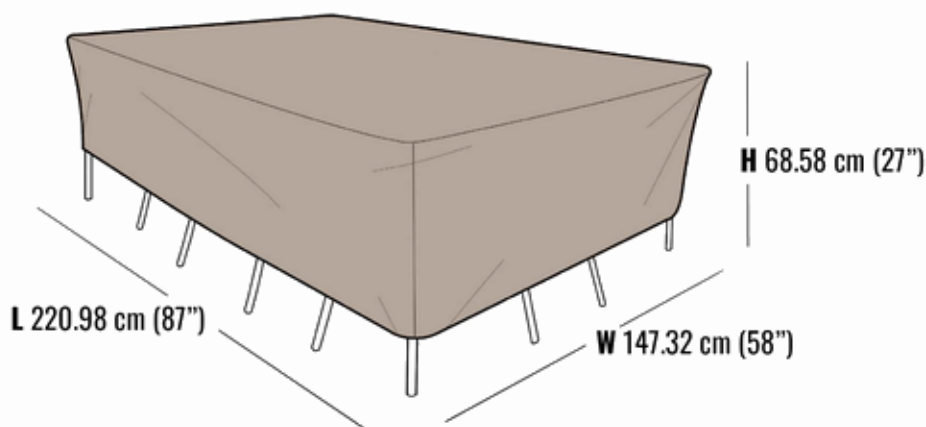
\*Width equals Length

## Rectangular Patio Table Set Cover

CVP21321

Finding the proper rectangular patio table set cover is essential to the overall protection of your outdoor rectangular patio table set. The cover you choose will fit and perform better if it's slightly larger or wider (1-2 inches in total dimension) than the outdoor patio table set. Traditionally used for smaller rectangular table sets with table up to 60" L x 42" W and 4-6 standard chairs.

We recommend your cover to be slightly elevated or shorter than the patio furniture sectional set to insure proper circulation underneath the cover. This will reduce water build up, helping to prevent mold or mildew.



\*Patio Table Set Not Included

**Note:** arranging chairs inwards or outwards from table to match top edge seams of cover might be a good solution to create a more uniform shape to measure and cover.

For a proper fit of your outdoor cover, measurements can be determined by using the diagram above and instructions below.

Height (H) = Measure from ground to top of the table set

Length (L) = Measure along the longest edge of set, from side to side

Width (W)\* = Measure along the shortest edge of set, from end to end

\*Also recognized as depth (side view)



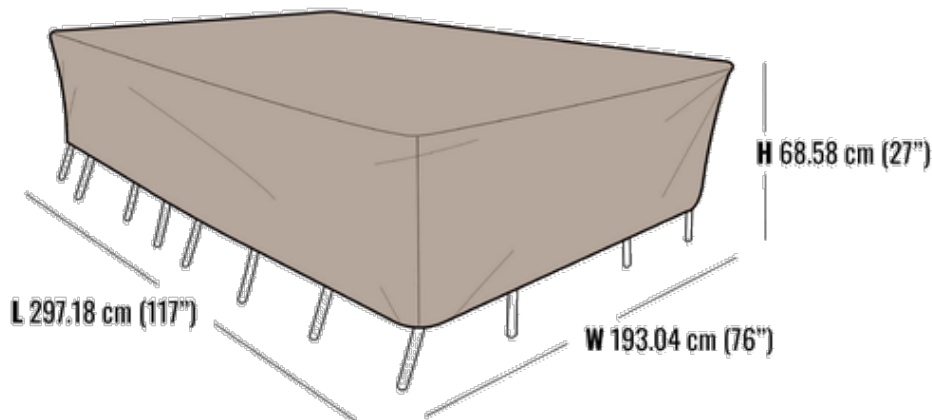
## HOW TO MEASURE

# XL Rectangular Patio Table Set Cover

CVP21322

Finding the proper rectangular patio table set cover is essential to the overall protection of your outdoor rectangular patio table set. The cover you choose will fit and perform better if it's slightly larger or wider (1-2 inches in total dimension) than the outdoor patio table set. Traditionally used for larger rectangular table sets with table up to 84" L x 60" W and 6-8 standard chairs.

We recommend your cover to be slightly elevated or shorter than the patio furniture sectional set to insure proper circulation underneath the cover. This will reduce water build up, helping to prevent mold or mildew.



\*Patio Table Set Not Included

Note: arranging chairs inwards or outwards from table to match top edge seams of cover might be a good solution to create a more uniform shape to measure and cover.

For a proper fit of your outdoor cover, measurements can be determined by using the diagram above and instructions below.

Height (H) = Measure from ground to top of the table set

Length (L) = Measure along the longest edge of set, from side to side

Width (W)\* = Measure along the shortest edge of set, from end to end

\*Also recognized as depth (side view)