

Core Energy

PLAY THE LONG-GAME



CUSTOM-FIT INSTRUCTIONS

To maximize the benefits of your Core Energy Baseball Belt, it's important to adjust it to fit your waist perfectly. Use the middle hole of the belt and adjust the tightness to your preference. Tightening the belt provides more internal force, while loosening it may give you more comfort and mobility. Experiment to find the tension that works best for you.



Baseball Belt



1

Record your waist measurement using a measuring tape. Always double-check your measurements to ensure a perfect fit.



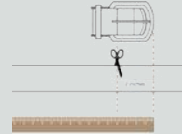
2

Measure from the middle hole to the end of the belt, and mark the point that is equal to your waist measurement.



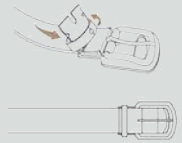
3

To account for the belt buckle, subtract and mark 2 inches from your waist measurement, then cut the excess material along this mark.



4

Open the mouth of the buckle and insert the body of the belt. It should be ready to wear.



THE SCIENCE

Intra-abdominal pressure (IAP) is crucial for athletic performance, acting as a natural powerhouse that stabilizes your core, spine, pelvis, and rib cage.

Core Energy Belts are designed to elevate this pressure to a point of super stiffness, enhancing energy transfer and optimizing muscle contractions throughout your body for faster movements, along with many other benefits linked to increased IAP.



THE BENEFITS OF ENHANCED INTRA-ABDOMINAL PRESSURE

1

Reduced Back Strain – Strong, yet comfortable compression to the lower back and core muscles can stabilize the spine, alleviating strain during repetitive activities like swinging a golf club. With the added lumbar support from a Core Energy Belt, players can often gain confidence, play longer and harder, and experience reduced pressure on their back muscles.

2

Optimized Hip Mobility – Unlike traditional leather belts, the strength and flexibility from a Core Energy Belt is designed to enhance IAP, supporting the abdomen's inner muscles and reducing strain on the torso while allowing for a stable, full range of hip mobility.

3

Improved Posture – Gentle pressure to the core muscles helps support muscle balance and alignment. The added pressure from the Core Energy Belt can help serve as a reminder to engage the core and maintain proper posture, resulting in improved alignment, reduced back strain, and enhanced overall postural health.

We all play the game. But if you're not playing to be better, why play at all?



MONEY BACK GUARANTEE: 30-DAY, NO-QUESTIONS-ASKED

We believe in our products, and we are confident that you'll love them as much as we do. However, if you believe that this product isn't right for you, we have a no-questions-asked, money-back return policy valid within the first 30 days of purchase date. This policy only covers products purchased from authorized Core Technology dealers and is only valid for the original purchaser. Proof of purchase is required.

Belts that have been sized and fitted according to our guidelines (measured, cut) **are still covered** under this return policy.

Belts that have been mistreated, altered, or abused in any way are not covered by the 30-day return policy. Approved returns will be refunded per Core Technology USA Inc's refund policy.

RETURN POLICY

To initiate the return, please email us at info@coreenergybelt.com. We will then provide further instructions. The customer is responsible for all shipping costs associated with returns.



ONE-YEAR MANUFACTURER'S WARRANTY

LIMITED MANUFACTURER WARRANTY:

We pride ourselves on the **quality & craftsmanship** of our products. Each belt is made with care and inspected by hand prior to shipment.

The warranty only covers products purchased from authorized Core Technology dealers and is only valid for the original purchaser of the product. Proof of purchase is required.

Warranty returns will be inspected upon reception of the product and are at the sole discretion of the company.

Normal wear and tear, as well as any damage caused by misuse, abuse, or negligence of the product, are not covered under the manufacturer's warranty. Products will be repaired or replaced.


CARE INSTRUCTIONS

It is important to properly care for your belt to extend its lifespan. For cleaning, never machine-wash, machine-dry or iron your belt. If your belt is dirty, we recommend wiping it down with a damp, lukewarm cloth, blotting it with a towel to remove excess water, and letting it hang in an open area to fully dry.

CONTACT INFORMATION

Core Technology USA Inc.
530 Technology Dr. STE 100
Irvine, CA 92618

 info@coreenergybelt.com

 **949.557.7608**

 coreenergybelt.com

FOLLOW US

