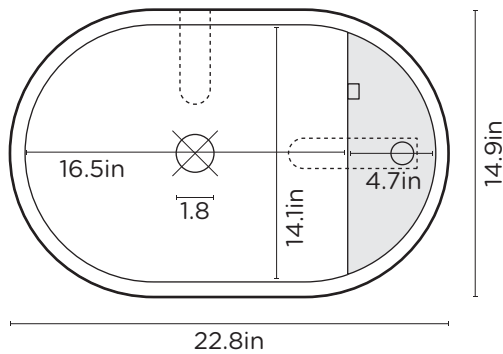




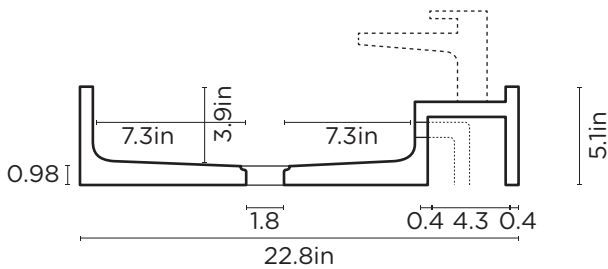
Shelf Oval

For tight spaces, powder rooms, hotel and apartment blocks this medium sized Shelf basin has a space for soap or a tap hole, and a further option of overflow, wall mount or surface mount. A masterful design with a clever bracketing system that ensures a beautiful aesthetic.

PLAN VIEW



SECTION VIEW



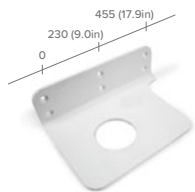
Note: Overflow pipe separate. For surface mount basin, a second hole in bench top is required.

SPECIFICATIONS

MATERIAL	UHP Concrete
FINISH	Matte / Low Sheen
WEIGHT	16.5kg (13.6lbs)
DIMENSIONS	L580mm x W380mm x H115mm (L22.8in x W14.9in x H4.5in)
BOWL CAPACITY	8.6L (2.3gal)
TAP HOLE	N/A
OVERFLOW AVAILABLE	White, black or chrome (housing option) Kit Chrome - 32mm (1¼in)
WASTE RQD	32mm (1¼in) or 40mm (1½in) Standard (not provided by Nood)
WARRANTY	24 months
WASTE HOLE SIZE	46mm (1.8in)
WALL THICKNESS	20mm (0.8in)
OPTIONS	Surface Mount / Wall Hung / Taphole / Overflow
WALL HANG RQD	Mount before tiling - to timber frame or masonry wall.
ORIENTATION	Left and right

All dimensions are estimate. We suggest waiting until receiving Nood basins before cutting holes in cabinetry items. Colours of concrete may vary slightly.

WALL HUNG BRACKET



8mm aluminium powdercoated. Bracket, fixings, adhesive provided with each wall hung basin purchased.

AVAILABLE COLOURS



L342mm x W310mm x H92mm
(L13.4in x W12.2in x H3.6in)

THICKNESS

Wall Hang Bracket: 8mm (0.3in)
L Bracket: 3mm (0.1in)

WEIGHT

Wall Hang Bracket: 2kg (4.4lbs)
L Bracket: <250g (0.5lbs)

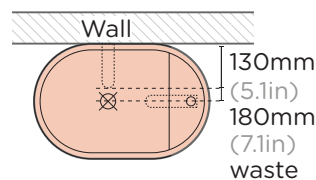
INSTALLATION

Timber Wall: tiny.cc/udkhlz
Masonry Wall: tiny.cc/Ogkhlz

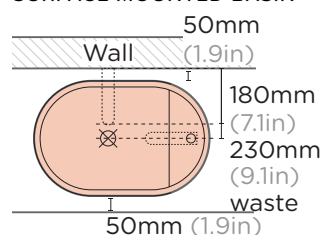
Basin to be mounted after tiling

SUGGESTED TAP / FAUCET POSITION & LENGTH

WALL HUNG BASIN



SURFACE MOUNTED BASIN



INSTALL HEIGHT

