

PHOTOCOPIERS DIRECT LTD

22 Abbey Road, London NW10 7RE 0800 174 293
www.photocopiersdirect.co.uk sales@photocopiersdirect.co.uk



bizhub C360i/C300i/C250i

Specification & Installation Guide



KONICA MINOLTA

bizhub C360i/C300i/C250i Specifications	
Type	Full Color Printer/Copier/Scanner
Document Holder	Stationary (mirror scanning)
Photoconductor	OPC
Luminous Source	LED light-source illumination
Copying System	Laser electrostatic copy method
Developing System	Dry-2 component developing method
Resolution	Scanning: 600 x 600 dpi Printing: 1200 x 1200 dpi
Document Holder	Types: Sheets, books (2-page spreads), three-dimensional objects Size: Maximum 11" x 17" Weight: 4.5 lb
Paper	Thin Paper (14 lb to 15.5 lb)* Plain Paper (16 lb to 24 lb) Plain Paper+ (24.75 lb to 28 lb) Thick Paper 1 (24.25 lb to 32 lb) Thick Paper 1+ (32.25 lb to 41.75 lb) Thick Paper 2 (42 lb to 55.5 lb) Thick Paper 3 (55.75 lb to 68 lb) Thick Paper 4 (68.25 lb to 79.75 lb)** Recycled Paper (16 lb to 24 lb) Special Paper (16 lb to 24 lb) Letterhead (16 lb to 24 lb) Color Paper (16 lb to 24 lb) 1-Sided Special Paper (16 lb to 24 lb) Banner Paper** (34 lb to 55.5 lb) OHP Transparencies**, envelopes**, label sheets**, tabs**, postcards** *Cannot be fed through the bypass tray. **Can only be fed through the bypass tray; Monochrome copying/printing on transparencies is supported. Color copying/printing on transparencies is NOT supported.
Copy Sizes	1st Tray: 11" x 17" to 8.5" x 11", 5.5" x 8.5", 8" x 13"* 2nd Tray: 12.25" x 18" to 8.5" x 11", 5.5" x 8.5", 8" x 13"* Bypass Tray: 12" x 18" to 5.5" x 8.5", 12.25" x 18", 4" x 6", 8" x 13"*, Banner Paper *There are six Foolscap sizes: 220 x 330 mm (☐), 8.5" x 13.5", 8.5" x 13" (☐), 8.25" x 13 (☐), 8.12" x 13.25" (☐) and 8" x 13" (☐). Any one of these sizes can be selected. For details, please consult with your authorized Konica Minolta Service representative.

continued

bizhub C360i/C300i/C250i Specifications	
Paper Tray Capacity	1st Tray and 2nd Tray: Thin Paper/Plain Paper/Recycled Paper/ Special Paper/Letterhead/Color Paper/ 1-Sided Special Paper: 500 sheets; Thick Paper 1/1+/2/3: 150 sheets
	Bypass Tray: Plain Paper/Recycled Paper/Special Paper/Letterhead/Color Paper/1-Sided Special Paper: 150 sheets; Thick Paper 1/1+/2/3/4/OHP Transparencies/Postcards/ Tabs: 20 sheets; Envelopes: 10; Banner Paper/Label Sheets: 10 sheets
Copy Exit Tray Capacity	Thin Paper: 100 sheets Plain Paper: 250 sheets Thick Paper: 10 sheets Overhead Projection Transparencies*: 1 sheet <small>*Can only be fed through the bypass tray; Monochrome copying/printing on transparencies is supported. Color copying printing on transparencies is NOT supported.</small>
Warm-Up Time	Color and BW less than 13 seconds (at room temperature/73° F)
Image Loss Width	Leading edge: 0.166" Trailing edge: 0.118" Rear edge: 0.118" Front edge: 0.118"
First Copy	C360i: Color: 6.1 sec. or less B/W: 4.6 sec. or less C300i: Color: 6.7 sec. or less B/W: 5.0 sec or less C250i: Color: 6.9 sec. or less B/W: 5.2 sec or less
Print Speed* (Full Color/B&W) (Simplex/Duplex)	bizhub C360i: Plain paper: 36 sheets/min. Thick 1/Thick1+/Thick 2/Thick 3/Thick 4: 18 sheets/min.
	bizhub C300i: Plain paper: 30 sheets/min. Thick 1/Thick 1+/Thick 2/Thick 3/Thick 4: 18 sheets/min.
	bizhub C250i: Plain paper: 25 sheets/min. Thick 1/Thick 1+/Thick 2/Thick 3/Thick 4: 18 sheets/min.

continued

bizhub C360i/C300i/C250i Specifications

Print Speed (ppm)*	Color/B&W (single sided/plain paper):																											
	<table border="1"> <thead> <tr> <th>Size</th> <th>C360i</th> <th>C300i</th> <th>C250i</th> </tr> </thead> <tbody> <tr> <td>11" x 17"</td> <td>18</td> <td>15</td> <td>15</td> </tr> <tr> <td>8.5" x 14"</td> <td>20</td> <td>17</td> <td>17</td> </tr> <tr> <td>8.5" x 11"P</td> <td>36</td> <td>30</td> <td>25</td> </tr> <tr> <td>8.5" x 11"L</td> <td>26</td> <td>21</td> <td>21</td> </tr> <tr> <td>5.5" x 8.5"L</td> <td>36</td> <td>30</td> <td>25</td> </tr> <tr> <td>8" x 13"L</td> <td>20</td> <td>17</td> <td>17</td> </tr> </tbody> </table> <p>*Using 1st Tray</p>	Size	C360i	C300i	C250i	11" x 17"	18	15	15	8.5" x 14"	20	17	17	8.5" x 11"P	36	30	25	8.5" x 11"L	26	21	21	5.5" x 8.5"L	36	30	25	8" x 13"L	20	17
Size	C360i	C300i	C250i																									
11" x 17"	18	15	15																									
8.5" x 14"	20	17	17																									
8.5" x 11"P	36	30	25																									
8.5" x 11"L	26	21	21																									
5.5" x 8.5"L	36	30	25																									
8" x 13"L	20	17	17																									
Magnification Ratios (Preset)	Color/B&W (double sided/plain paper):																											
	<table border="1"> <thead> <tr> <th>Size</th> <th>C360i</th> <th>C300i</th> <th>C250i</th> </tr> </thead> <tbody> <tr> <td>11" x 17"</td> <td>18</td> <td>15</td> <td>15</td> </tr> <tr> <td>8.5" x 14"</td> <td>20</td> <td>17</td> <td>17</td> </tr> <tr> <td>8.5" x 11"P</td> <td>36</td> <td>30</td> <td>25</td> </tr> <tr> <td>8.5" x 11"L</td> <td>25</td> <td>21</td> <td>21</td> </tr> <tr> <td>5.5" x 8.5"L</td> <td>36</td> <td>30</td> <td>25</td> </tr> <tr> <td>8" x 13"L</td> <td>20</td> <td>17</td> <td>17</td> </tr> </tbody> </table> <p>*Using 1st Tray</p>	Size	C360i	C300i	C250i	11" x 17"	18	15	15	8.5" x 14"	20	17	17	8.5" x 11"P	36	30	25	8.5" x 11"L	25	21	21	5.5" x 8.5"L	36	30	25	8" x 13"L	20	17
Size	C360i	C300i	C250i																									
11" x 17"	18	15	15																									
8.5" x 14"	20	17	17																									
8.5" x 11"P	36	30	25																									
8.5" x 11"L	25	21	21																									
5.5" x 8.5"L	36	30	25																									
8" x 13"L	20	17	17																									
Multiple Copies	1 to 9,999 sheets																											
Density Control	Copy Density: Manual Density Adjustment (9 Levels) Background Density: Automatic and Manual Density Adjustments (9 levels)																											
Power Requirements	120V, 12 A, 60 Hz																											
Power Consumption	1.5 kW or less																											
TEC Value	C360i: 5.45 kWh C300i: 4.25 kWh C250i: 3.60 kWh																											
Dimensions (with control panel)	24.2" (W) x 27" (D) x 31" (H)																											
Space requirements*	36.9" (W) x 47.8" (D) x 30.7" (H)																											
Memory	8 GB (Std.)																											
Solid State Drive	250 GB (Std.)																											
Weight	Approx. 185 lb																											


* The indicated space requirements represent the space required to pull out the paper tray and the tray extension of the bypass tray and with the ADF open.

Duty Cycle

C360i: Up to 175,000. **C300i:** Up to 150,000. **C250i:** Up to 130,000.

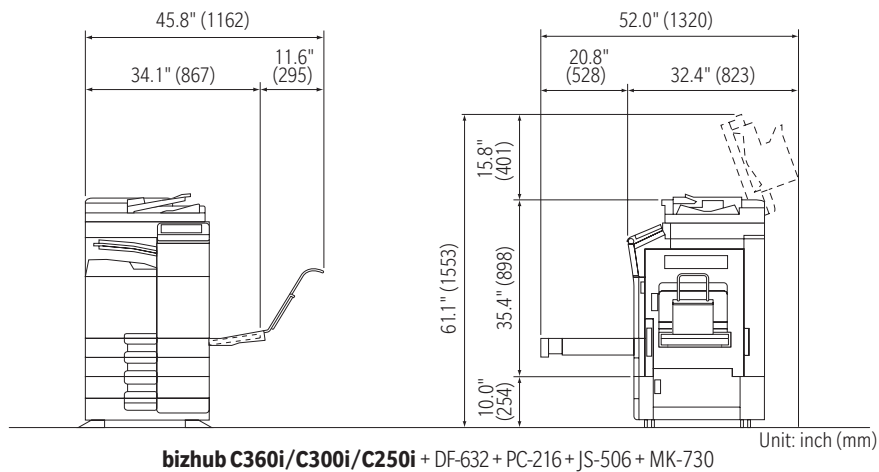
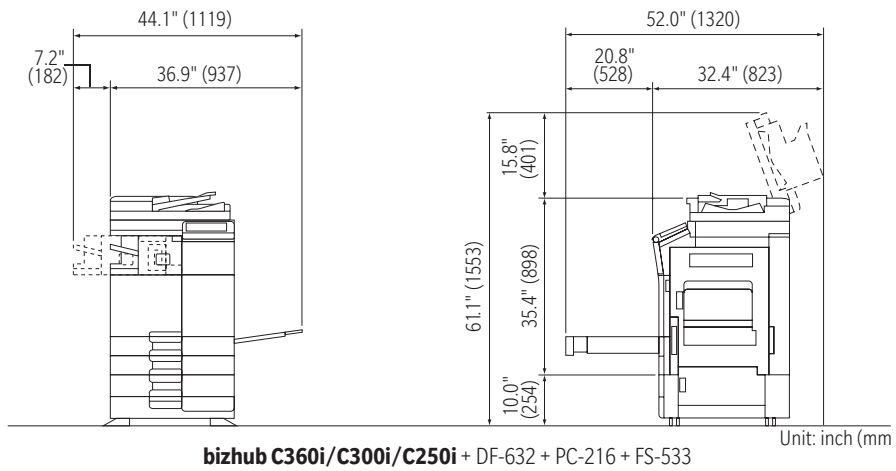
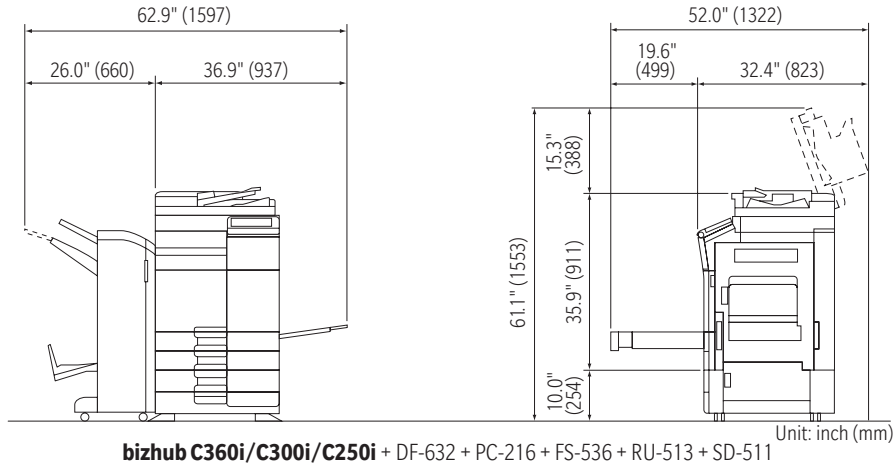
Maximum monthly copy/print volume supported under standard vendor supplied service. Defines the upper end of the expected customer volume for the device. Customers should consider multiple machines if average monthly volume approaches duty cycle on continual basis.

Environmental Requirements	
Temperature	50° F to 86° F
Humidity	15% to 85%
Noise During Operation (BW/Color)	C360i: 71.6 dB/71.8 dB C300i: 69.5 dB/70.0 dB C250i: 67.8 dB/68.5 dB
Noise During Feeder Operation (FS-536/FS-533)	C360i: 68.4 dB or less C300i: 67.9 dB or less C250i: 67.5 dB or less
Noise During Standby	32 dB or less
Ozone Emission	Color: 3.0 mg/h B/W: 1.5 mg/h




Electrical Requirements		
Line Options	Dedicated	NEMA Diagram for 5-15R 
Voltage	110 V/120 V	
Amperage	12 A	
Cycles	60 Hz	
NEMA Part No.	5-15R	
Cord Length	6.6 ft.	
Note: The main electrical outlet must be located within 6.6 feet from the right rear corner of the bizhub C360i/C300i/C250i main unit.		



Space Requirements






NOTICE: Be sure to allow a clearance of 8 inches (200 mm) or more at the back of this machine for the ventilation duct.

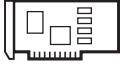
Accessories	
Automatic Duplex Unit (Standard)	
	
Support Paper Type	Thin Paper (14 lb to 15.5 lb) Plain Paper (16 lb to 24 lb) Thick Paper 1 (24.25 lb to 32 lb) Thick Paper 1+ (32.25 to 41.75 lb) Thick Paper 2 (42 lb to 55.5 lb) Thick Paper 3 (55.75 lb to 68 lb) Recycled Paper (16 lb to 24 lb) Special Paper (16 lb to 24 lb) Letterhead (16 lb to 24 lb) Color Paper (16 lb to 24 lb)
Support Paper Size	12.25" x 18" to 5.5" x 8.5"; 4" x 6"; SRA3; 8" x 13"*; Custom: (W) 3.9" to 12.625" x (L) 5.8" to 18"
Power Requirements	Supplied from main unit
	<small>*There are six Foolscap sizes: 220 x 330 mm (☐), 8.5" x 13.5", 8.5" x 13" (☐), 8.25" x 13" (☐), 8.12" x 13.25" (☐) and 8" x 13" (☐). Any one of these sizes can be selected. For details, please consult with your authorized Konica Minolta Service representative.</small>
OC-511 Original Cover	
	
Type	Original Cover/Platen Cover
DF-714 Dual Scanner Document Feeder	
	
Type	Single Pass Duplex Document Feeder
Support Paper Size	1-Sided/2-Sided Originals/Mixed Originals: 11" x 17" ☐ to 5.5" x 8.5" ☐
Support Paper Weight	Single-Sided/Double-Sided: 9.25 lb bond to 44 lb bond Mixed Original: 13.5 lb bond to 34 lb bond 1-Sided Thin Paper (9.25 lb to 13.063 lb) 1-Sided Plain Paper (13.25 lb to 44 lb) 2-Sided Plain Paper (13.25 lb to 44 lb) Mixed Original Plain Paper (13.25 lb to 34 lb)
Paper Capacity	Max. 100 sheets (21.25 lb.)(Single-Sided/Double-Sided Originals)
Scan Speed	100 images/min (one-sided @ 200 dpi) (B&W/Color) 200 images/min (double-sided @ 200 dpi) (B&W/Color) 55 images/min (one-sided @ 600 dpi) (B&W/Color) 110 images/min (double-sided @ 600 dpi) (B&W/Color)
Power Requirements	Supplied from main unit.
Max. Power Consumption	74.5 W or less
Dimensions WxDxH	24.1" x 19.8" x 5.6"
Weight	Approximately 26.5 lb

Accessories

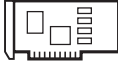
DF-632 Reversing Automatic Document Feeder

	
Type	Reversing Automatic Document Feeder
Support Paper Size	1-Sided/2-Sided Originals/Mixed Originals: 11" x 17"  to 5.5" x 8.5" 
Support Paper Weight	Single-Sided/Double-Sided: 9.25 lb bond to 34 lb bond Mixed Original: 13.5 lb bond to 34 lb bond 1-Sided Thin Paper (9.25 lb to 13.063 lb) 1-Sided Plain Paper (13.25 lb to 34 lb) 2-Sided Plain Paper (13.25 lb to 34 lb) Mixed Original Plain Paper (13.25 lb to 34 lb)
Paper Capacity	Max. 100 sheets (21.25 lb.)(Single-Sided/Double-Sided Originals)
Scan Speed	80 images/min (one-sided @ 200 dpi) (B&W/Color) 37 images/min (double-sided @ 200 dpi) (B&W/Color) 55 images/min (one-sided @ 600 dpi) (B&W/Color) 26 images/min (double-sided @ 600 dpi) (B&W/Color)
Power Requirements	Supplied from main unit.
Max. Power Consumption	60.0 W or less
Dimensions WxDxH	24.1" x 19.8" x 5.6"
Weight	Approximately 19.8 lb











continued

Accessories	
FK-514 Fax Kit	
	
Number of Stored Pages	10,000 Pages (approx. 700 characters per page when 8.5" x 11" document is stored using fine resolution)
Number of Fax Lines	1 Fax Line (Standard); Add second FK-514 Fax Kit for dual line fax capabilities.
Communication	ECM/Super G3
Compatible Lines	PSTN, PBX
Scanning Line Density	Ultra Fine: 600 x 600 dpi Super Fine: 16 dot/mm x 15.4 line/mm, 400 x 400 dpi Fine: 8 dot/mm x 7.7 line/mm, 200 x 200 dpi Normal: 8 dot/mm x 3.85 line/mm
Modem Speed	2.4 kbps-33.6 kbps
Compression	MH/MR/MMR/JBIG
Scanning/(Sending) Paper Size	Original Glass: Max. 11" x 17" ADF: 11" x 39" (Normal, Fine, Super Fine) 11" x 17" (Ultra Fine, Manual TX)
Recording Paper Size	11" x 17" to 5.5" x 8.5"
Transmission Speed	Less than 2 sec. (A4, V.34, 33.6 Kbps, JBIG)
Scan Speed	2 sec. (Letter/Fine Mode)
Number of Abbr. Dial	2000
Number of Program Dial	400
Number of Group Dial	100 (Up to 500 destinations per group)
Sequential Multiple	Max. 600 Station Transmission
Transmitting Functions	2-in-1 TX, Mixed Original, F-Code Transmission, Frame Erase Transmission, Sharpness, Header/Footer, Memory Transmission, Quick Memory Transmission, Timer Transmission, Incomplete Transmission Hold, Manual Transmission, Confidential Transmission, Password Transmission, Polling Transmission, Bulletin Function, Relay Transmission, Fax Forwarding Function, Overseas TX, V.34 OFF, ECM OFF
Receiving Functions	Duplex Print (RX), Manual Reception, Confidential Reception, Memory Reception, Polling Reception, Bulletin Function, Fax Forwarding (to any destination stored in the Address Book), TSI Routing (to any destination stored in the Address Book).

continued

Accessories	
FK-515 Fax Kit	
	
Number of Stored Pages	10,000 Pages (including all Scan/Box/Printer/Fax Documents)
Number of Fax Lines	Add 1st FK-515 for 3rd Fax Line (Optional); Add 2nd FK-515 for 4th Fax Line (Optional); Must add two FK-514 Fax Kits first for single and dual line capabilities before you can add lines 3 and 4. FK-515 requires MK-742 Mount Kit (only one MK-742 Mount Kit required).
Communication	ECM/Super G3
Compatible Lines	PSTN, PBX
Scanning Line Density	Ultra Fine: 600 x 600 dpi Super Fine: 16 dot/mm x 15.4 lines/mm, 400 x 400 dpi Fine: 8 dot/mm x 7.7 lines/mm, 200 x 200 dpi Normal: 8 dot mm x 3.85 lines, 100 x 100 dpi
Modem Speed	2.4kbps-33.6kbps
Compression	MH/MR/MMR/JBIG
Scanning (Sending) Paper Size	Original Glass: Max. 11" x 17" ADF: 11" x 39" (Standard, Fine, Super Fine) 11" x 17" (Standard, Fine, Super Fine)
Recording Paper Size	11" x 17"
Transmission Speed	Less than 2 sec (V.34, JBIG)
Scan Speed	1 sec. (Letter/Fine Mode)
Number of Abbr. Dial	2,000
Number of Program Dial	400
Number of Group Dial	100 (Up to 500 destinations per group)
Sequential Multiple Station Transmission	Max. 600 605 (500 Abbreviated Dials + 100 Manual Dials + 5 Manual Email Addresses)
Transmitting Functions	Mixed Original, F-Code Transmission, Frame Erase Transmission, Sharpness, Header/Footer, Memory Transmission, Quick Memory Transmission, Timer Transmission, Incomplete Transmission Hold, Manual Transmission, Confidential Transmission, Password Transmission, Polling Transmission, Bulletin Transmission, Fax Forwarding Function, Overseas TX, V.34 OFF, ECM OFF
Receiving Functions	Duplex Print (RX), Manual Reception, Confidential Reception, Memory Reception, Polling RX, TSI Routing (to any destination stored in the Address Book), Fax Forwarding.

continued

Accessories	
MK-742 Mount Kit	
	
Type	Internal Component
Function	Required for installation of one or two FK-515 Fax Kit(s) for more than two fax lines. (Only one MK-742 required.)
FS-536 Floor Finisher* (50 sheets)	
	
Type	Floor Finisher
Output Trays	Output Tray 1, Output Tray 2, Folding Output Tray (Top of RU unit)
Support Paper Type	<p>Output Tray 1 & Output Tray 2: Thin Paper (14 lb to 15 lb), Plain Paper (16 lb bond to 24 lb bond), Recycled Paper (16 lb to 24 lb), Thick Paper 1/1+/2/3 (24.25 lb bond to 79.75 lb bond), OHP Transparencies, Postcards*, Envelopes*, Label Sheets*, Letterhead*, Tabs*, Banner Paper*.</p> <p>Staple Settings: Thin Paper (14 lb to 15 lb), Plain Paper (16 lb bond to 23.94 lb bond), Recycled Paper (16 lb to 24 lb), Thick Paper 1 (24.25 lb bond to 32 lb bond), Thick Paper 1+ (32.25 lb to 41.75 lb), Thick Paper 2 (42 lb to 55.5 lb)</p> <p>* Fed into Output Tray 1</p>
Support Paper Size	<p>Output Tray 1: 12.25" x 18", 11" x 17" to 5.5" x 8.5" / </p> <p>Output Tray 2: Group/Sort: 12.25" x 18", 11" x 17", 5.5" to 8.5" / </p> <p>Offset Group/Offset Sort: 12.25" x 18", 11" x 17" to 5.5" to 8.5", SRA3 Width: 7.188" to 12.625"; Length 5.875" to 18"</p> <p>Staple: 11" x 17" to 7.25" x 10.5" / </p> <p>Width: 7.188" to 11.688"; Length 5.875" to 17"</p> <p>Folding Output Tray: 12.25" x 18", 11" x 17" to 5.5" x 8.5" / </p> <p>Width: 3.5" to 12.5"; Length 5.5" to 18"</p>
Mode	Non-Sort, Sort, Group, Sort/Offset, Group/Offset, Sort and Staple

continued

Accessories

FS-536 Floor Finisher* (50 sheets) *continued*



Stacking Capacity	<p>Output Tray 1: Thin Paper (14 lb to 15.5 lb), Plain Paper (16 lb to 24 lb): 200 sheets. Thick Paper (24.25 to 79.75 lb), OHP Transparencies, Postcards, Envelopes or Label Sheets, Letterheads, Tabs: 20 sheets</p> <p>Output Tray 2 – Group/Sort Mode: Plain Paper (16 lb to 24 lb): 3,000 sheets of 8.5" x 11" or smaller, or 1,500 sheets of 8.5" x 14" or larger; or 500 sheets of 5.5" x 8.5" or smaller.</p> <p>Thick Paper (24.25 to 79.75 lb), OHP Transparencies, Postcards, Envelopes, Labels, Letterheads, Tabs: 20 sheets</p> <p>2nd Tray – Offset Group/Offset Sort: 3,000 sheets (8.5" x 11" or smaller); 1,500 sheets (8.5" x 14" or larger); 500 sheets (5.5" x 8.5" or larger)</p> <p>Thin Paper (14 lb to 15 lb) Plain Paper (16 lb to 24 lb) Recycled Paper (16 lb to 24 lb) Thick Paper (24.25 lb to 79.75 lb), OHP Transparencies, Postcard, Envelope, Label sheets, Letterhead, Tabs: 20 sheets</p> <p>Staple Thin Paper (14 lb to 15 lb): 50 sheets Plain Paper (16 lb to 24 lb): 50 sheets Recycled Paper (16 lb to 24 lb): 50 sheets Thick Paper (24.25 lb to 32 lb): 30 sheets Thick Paper 1+ (32.25 lb to 41.75 lb): 30 sheets Thick Paper 2 (42 lb to 55.5 lb): 20 sheets 2–9 Sheets: 100 Sets 10–20 Sheets: 50 Sets 21–30 Sheets: 30 Sets 31–40 Sheets: 25 Sets 41–50 Sheets: 20 Sets</p> <p>Folding Output Tray: 100 sheets Thin Paper (14 lb to 15.5 lb) Plain Paper (16 lb to 24 lb) Recycled Paper (16 lb to 24 lb) Thick Paper (24.25 lb to 79.75 lb): 20 sheets</p>
Staple Mode	Paper Sizes: 8.5" x 11" to 11" x 17"; Corner, 2 Position (Side, Top)
Available Options	PK-520 Punch Kit (2/3-hole Punch)
Power Requirements	Supplied from Main Unit
Max. Power Consumption	Less than 56 W
Dimensions (W x D x H)	11.41" x 25.25" x 40.25" (When tray is pulled out 25.88" (W))
Weight Approx.	79.4 lb
Consumables	SK-602 Staples (5,000 Staples x 3)
NOTE: FS-536 supports banner printing when installed on C754e/C654e/C554e/C454e/C360i/C300i/C250i.	

continued

Accessories

FS-536 SD Floor Finisher* A combination of FS-536 (see specs listed above) and Saddle Stitch Unit (specs listed below)




















Number of bins	1 Tray
Paper types	Thin Paper (14 lb to 15 lb), Plain Paper (15 to 24 lb), Thick Paper 1/1+2 (24.25 to 55.5 lb)* <small>*Can only be used as a cover page.</small>
Paper sizes	12.25" x 18"  , 11" x 17", 8.5" x 14"  , 8.5" x 11",
Number of Center Stapled or Half-Folded Sheets	Plain Paper (15 to 24 lb) 1–3 Sheets: 20 Sets 4–10 Sheets: 10 Sets 11–20 Sheets: 5 Sets
Number of Tri-Folded Sheets (Letter Only)	1 Sheet: 30 Sets 2–3 Sheets: 10 Sets
Staple mode	Booklet, 2-point staple
Maximum staple sheet	20 sheets: (19 sheets/14 to 24 lb) + (1 sheet/13 to 55.5 lb)
Dimensions (W x D x H)	8.25" x 21.875" x 21.563"
Weight	52.9 lb
Consumables	SK-602 (5,000 x 3 pkg/case)
Power requirements	Supplied from finisher
	<small>*NOTE: The SD-511 Saddle Stitcher is not available as a separate accessory. Please refer to engine specifications for additional paper size and weight limitations. Installation of the FS-536 requires the relay unit that is appropriate for the engine.</small>

RU-513 Relay Unit (Required for FS-536 or FS-536 SD)





Type	Installed into the Main Body
Powered Requirements	Supplied by Main Engine
Dimensions (W x D x H)	18.0" x 21.9" x 6.0"
Weight	Approx. 8.8 lb


continued

Accessories	
FS-533 Inner Finisher (50 sheets)	
	
Type	Inner Staple Finisher
Output Trays	Output Tray 1
Support Paper Types	<p>Group/Sort: Thin Paper (14 lb to 15 lb), Plain Paper (16 lb bond to 24 lb bond), Recycled Paper (16 lb to 24 lb), Thick Paper (24.25 lb bond to 79.75 lb bond), OHP Transparencies, Postcards, Envelopes, Label Sheets, Letterhead, Tabs, Banner Paper.</p> <p>Offset Group, Offset Sort: Thin Paper (14 lb to 15 lb), Plain Paper (16 lb bond to 24 lb bond), Recycled Paper (16 lb to 24 lb), Thick Paper (24.25 lb bond to 79.75 lb bond)</p> <p>Staple Settings: Thin Paper (14 lb to 15 lb), Plain Paper (16 lb bond to 23.94 lb bond), Recycled Paper (16 lb to 24 lb), Thick Paper (24.25 lb bond to 55.25 lb bond)</p>
Mode	Group, Sort, Offset Group, Offset Sort, Staple
Support Paper Size	<p>Group/Sort: 12.25" x 18" , 11" x 17"  to 5.5" x 8.5" /, 4" x 6" , SRA3 </p> <p>Width: 3.56" to 12.625"; Length: 5.5" to 47.25"</p> <p>Offset Group/Offset Sort: 12.25" x 18" , 11" x 17" , 8.5" x 11" /, 7.25" x 10.5" </p> <p>Width: 8.25" to 11.69"; Length: 7.17" x 17"</p> <p>Staple: 11" x 17" , 8.5" x 14" L, 8.5" x 11" /, 7.25" x 10.5" </p> <p>Width: 8.25" to 11.69"; Length: 7.17" x 17"</p>
Stacking Capacity	<p>Group, Sort, Offset Group, Offset Sort: Thin Paper (14 lb to 15 lb), Plain Paper (16 lb bond to 24 lb bond), Recycled Paper (16 lb to 24 lb): 500 sheets of 8.5" x 11" or smaller; or 250 sheets of 8.5" x 14" or larger Thick Paper (24.25 lb bond to 79.75 lb bond), OHP Transparencies, Postcards, Envelopes, Label Sheets, Letterhead, Tabs, Banner Paper: 10 sheets</p> <p>Staple: Thin Paper (14 lb to 15 lb), Plain Paper (16 lb bond to 24 lb bond), Recycled Paper (16 lb to 24 lb): 50 sheets of 8.5" x 11" or smaller; or 30 sheets of 8.5" x 14" or larger Thick Paper (24.25 lb bond to 55.5 lb bond): 2 sheets</p>
Staple Mode	Corner Front / Back 2-point
Available Options	PK-519 Punch Kit (2-/3-hole Punch)
Power Requirements	Supplied from Main Unit
Max. Power Consumption	Less than 40W
Dimensions (W x D x H)	18.6" x 23" x 7.7"
Weight Approx.	26.5 lb
Consumables	SK-602 Staples (5,000 Staples x 3)

continued

Accessories	
PK-519 Punch Kit (For FS-533)	
	
Applicable	Finisher FS-533
Number of holes	2 or 3 holes
Support Paper Weight	Thin Paper (14 lb to 15.5 lb), Plain Paper (16 lb to 24 lb), Thick paper (24.25 lb bond to 79.75 lb bond)
Support Paper Size	2-hole Punch Setting: 11" x 17", 8.5" x 14", 8.5" x 11" 3-hole Punch Setting: 11" x 17", 8.5" x 11"
Power Requirements	Supplied from Finisher FS-533
Dimensions (WxDXH)	4.33" x 19.03" x 8"
Weight Approx.	Approx. 7 lb
PK-520 Punch Kit (For FS-536/ FS-536 SD)	
	
Applicable	FS-536, FS-536 SD
Number of holes	2 or 3 holes
Support Paper Weight	Thin Paper (14 lb to 15.5 lb), Plain Paper (16 lb bond to 24 lb bond), Recycled Paper (16 lb to 24 lb),
Support Paper Size	2-hole Punch Setting: 11" x 17", 8.5" x 14", 8.5" x 11" 3-hole Punch Setting: 11" x 17", 8.5" x 11"
Power Requirements	Supplied from Finisher FS-536
Dimensions (W x D x H)	2.375"x 19.375" x 5.563"
Weight Approx.	Approx. 3.9 lb


continued

Accessories	
JS-506 Job Separator Tray	
	
Output tray	Output Tray 1, Output Tray 2
Mode	Group, Sort, Offset Group*, Offset Sort* * Fed into Output Tray2
Support Paper Types	Group/Sort: Thin Paper (14 lb to 15.5 lb), Plain Paper (16 lb bond to 24 lb bond), Recycled Paper (16 lb to 24 lb), Thick Paper (24.25 lb bond to 79.75 lb bond), OHP Transparencies, Postcards*, Envelopes, Label Sheets, Letterhead, Tabs*, Banner Paper*. Offset Group, Offset Sort: Thin Paper (14 lb to 15.5 lb), Plain Paper (16 lb bond to 24 lb bond), Recycled Paper (16 lb to 24 lb), Thick Paper (24.25 lb bond to 79.75 lb bond) * Fed into Output Tray 2
Support Paper Size	Output Tray 1: 12.25" x 18" ☐, 11" x 17" L to 5.5" x 8.5" ☐/☐, SRA3 ☐ Width: 3.56" to 12.625"; Length: 5.5" to 18" Output Tray 2: Group/Sort: 12.25" x 18" ☐, 11" x 17" ☐ to 5.5" x 8.5" ☐/☐, 4" x 6" ☐, SRA3 ☐ Width: 3.56" to 12.625"; Length: 5.5" to 47.25" Offset Group/Offset Sort: 11" x 17" ☐, to 7.25" x 10.5" ☐/☐ Width: 7.17" to 12.25"; Length: 5.8" to 18"
Stacking Capacity	Output Tray 1: Thin Paper (14 lb to 15.5 lb), Plain Paper (16 lb bond to 24 lb bond), Recycled Paper (16 lb to 24 lb): 100 sheets Output Tray 2: Group/Sort: Thin Paper (14 lb to 15.5 lb), Plain Paper (16 lb bond to 24 lb bond), Recycled Paper (16 lb to 24 lb): 150 sheets; Thick Paper (24.25 lb bond to 79.75 lb bond), Transparency, Postcard, Label sheets: 20 Sheets; Envelope: 10 Sheets; Banner Paper: 1 Sheet Offset Group/Offset Sort: Thin Paper (14 lb to 15.5 lb), Plain Paper (16 lb bond to 24 lb bond), Recycled Paper (16 lb to 24 lb): 150 sheets; Thick Paper (24.25 lb bond to 79.75 lb bond): Not specified
Power Requirements	Supplied from Main Unit
Max. Power Consumption	Less than 24W
Dimensions (W x D x H)	19.4" x 18.5" x 8.9"
Weight Approx.	3.3 lb


continued

Accessories

PC-116 Paper Feed Cabinet

	
Type	1 x 500 sheet universal drawer + storage
Support Paper Types	Thin Paper (14 lb to 15.5 lb), Plain Paper (16 lb bond to 24 lb bond), Recycled Paper (16 lb to 24 lb), Single Side Only Paper (16 lb bond to 24 lb bond), Special Paper (16 lb bond to 24 lb bond), Letterhead (16 lb bond to 24 lb bond), Colored Paper (16 lb bond to 24 lb bond), Thick Paper 1 (24.25 lb bond to 32 lb bond), Thick Paper 1+ (32.25 lb bond to 41.75 lb bond), Thick Paper 2 (42 lb bond to 55.5 lb bond), Thick Paper 3 (55.75 lb bond to 68 lb bond)
Support Paper Size	11" x 17" (☐) to 8.5" x 11" (☐/☐), 5.5" x 8.5" (☐), 8" x 13" (☐)* * There are six Foolscap sizes: 220 x 330 mm, 8.5" x 13.5", 8.5" x 13", 8.25" x 13, 8.12" x 13.25" and 8" x 13". Only one of these sizes can be selected. For details, please consult with your authorized Konica Minolta Service representative.
Paper Capacity	Tray 3: Thin paper, Plain paper, Recycled paper, 1-sided special paper, Special paper, Letterhead, Colored paper: 500 sheets, Thick 1, Thick 1+, Thick 2, Thick 3: 150 sheets
Power Requirements	Supplied from Main Unit
Max. Power Consumption	Less than 15W
Dimensions (W x D x H)	24.2" x 25.7" x 11.6"
Weight Approx.	48.5 lb



PC-216 Paper Feed Cabinet

	
Type	2 x 500 sheet universal drawers
Support Paper Types	Thin Paper (14 lb to 15.5 lb), Plain Paper (16 lb bond to 24 lb bond), Recycled Paper (16 lb to 24 lb), Single Side Only Paper (16 lb bond to 24 lb bond), Special Paper (16 lb bond to 24 lb bond), Letterhead (16 lb bond to 24 lb bond), Colored Paper (16 lb bond to 24 lb bond), Thick Paper 1 (24.25 lb bond to 32 lb bond), Thick Paper 1+ (32.25 lb bond to 41.75 lb bond), Thick Paper 2 (42 lb bond to 55.5 lb bond), Thick Paper 3 (55.75 lb bond to 68 lb bond)
Support Paper Size	11" x 17" (☐) to 8.5" x 11" (☐/☐), 5.5" x 8.5" (☐), 8" x 13" (☐)* *There are six Foolscap sizes: 220 x 330 mm (☐), 8.5" x 13.5", 8.5" x 13" (☐), 8.25" x 13 (☐), 8.12" x 13.25" (☐) and 8" x 13" (☐). Any one of these sizes can be selected. For details, please consult with your authorized Konica Minolta Service representative.
Paper Capacity	Tray 3: Thin paper, Plain paper, Recycled paper, 1-sided special paper, Special paper, Letterhead, Colored paper: 500 sheets, Thick 1, Thick 1+, Thick 2, Thick 3: 150 sheets Tray 4: Thin paper, Plain paper, Recycled paper, 1-sided special paper, Special paper, Letterhead, Colored paper: 500 sheets, Thick 1, Thick 1+, Thick 2, Thick 3: 150 sheets
Power Requirements	Supplied from Main Unit
Max. Power Consumption	Less than 15W
Dimensions (W x D x H)	24.2" x 25.7" x 11.6"
Weight Approx.	53 lb



continued

Accessories

PC-416 Paper Feed Cabinet

	
Type	Large Capacity Cassette
Support Paper Types	Thin Paper (14 lb to 15.5 lb), Plain Paper (16 lb bond to 24 lb bond), Recycled Paper (16 lb to 24 lb), Single Side Only Paper (16 lb bond to 24 lb bond), Special Paper (16 lb bond to 24 lb bond), Letterhead (16 lb bond to 24 lb bond), Colored Paper (16 lb bond to 24 lb bond), Thick Paper 1 (24.25 lb bond to 32 lb bond), Thick Paper 1+ (32.25 lb bond to 41.75 lb bond), Thick Paper 2 (42 lb bond to 55.5 lb bond), Thick Paper 3 (55.75 lb bond to 68 lb bond)
Support Paper Size	8.5" x 11" 
Paper Capacity	Thin paper, Plain paper, Recycled paper, 1-sided special paper, Special paper, Letterhead, Colored paper: 2500 sheets; Thick 1, Thick 1+, Thick 2, Thick 3: 1000 sheets
Power Requirements	Supplied from Main Unit
Max. Power Consumption	Less than 45W
Dimensions (W x D x H)	24.2" x 25.7" x 11.6"
Weight Approx.	50.7 lb


PC-417 Paper Feed Cabinet* *Not available at time of launch.

	
Type	Large Capacity Cassette
Support Paper Types	Thin Paper (14 lb to 15.5 lb), Plain Paper (16 lb bond to 24 lb bond), Recycled Paper (16 lb to 24 lb), Single Side Only Paper (16 lb bond to 24 lb bond), Special Paper (16 lb bond to 24 lb bond), Letterhead (16 lb bond to 24 lb bond), Colored Paper (16 lb bond to 24 lb bond), Thick Paper 1 (24.25 lb bond to 32 lb bond), Thick Paper 1+ (32.25 lb bond to 41.75 lb bond), Thick Paper 2 (42 lb bond to 55.5 lb bond), Thick Paper 3 (55.75 lb bond to 68 lb bond)
Support Paper Size	8.5" x 11"  , 5.5" x 8.5"
Paper Capacity	Thin paper, Plain paper, Recycled paper, Special paper, Letterhead, Colored paper: 2500 sheets; Thick 1, Thick 1+, Thick 2, Thick 3: 1000 sheets
Power Requirements	Supplied from Main Unit
Max. Power Consumption	Approx. 26W
Dimensions (W x D x H)	24.2" x 27.1" x 12.0"
Weight Approx.	Approx. 95 lb


continued

Accessories


DK-516 Copy Desk




	
Type	Storage drawer only
Function	Stores printing materials such as paper or toner. Required when additional paper drawers are not installed, to bring the device to operational height
Dimensions (WxDxH)	24.2" x 25.7" x 11.6"
Weight Approx.	46.3 lb

LU-302 Large Capacity Unit

	
Type	Large Capacity Cassette
Support Paper Type	Thin Paper (14 lb to 15.688 lb) Plain Paper (16 lb bond to 24 lb bond) Thick Paper 1 (24.25 lb bond to 32 lb bond) Thick Paper 1+ (32.25 lb bond to 41.75 lb bond) Thick Paper 2 (42 lb bond to 55.5 lb bond) Thick Paper 3 (55.75 lb bond to 68 lb bond)
Support Paper Size	8.5" x 11", A4
Paper Capacity	Plain Paper: 3,000 sheets Thick Paper 1: 2,500 sheets (24.25 lb bond to 32 lb bond) Thick Paper 1+: 1,750 sheets (32.25 lb bond to 41.75 lb bond) Thick Paper 2: 1,550 sheets (42 lb bond to 55.5 lb bond) Thick Paper 3: 1,300 sheets (55.75 lb bond to 68 lb bond)
Power Requirements	Supplied from main unit
Max. Power Consumption	22 W or less
Dimensions WxDxH	14.44" x 21.88" x 15.94"
Weight Approx.	Approx. 39.6 lb


KP-102 10-Key Pad

	
Type	10-Key Pad
Function	Provides hard keys for entering numerical values and supports Voice Guidance function available with optional LK-104 v3 i-Option License Kit. Meets Section 508 Accessibility requirements.


Accessories	
External Keyboard	
	
Type	QWERTY Keyboard
Function	Computer-type keyboard for alphanumeric data entry. Requires KH-102 Keyboard Holder and EK-608 or EK-609 USB Interface Kit.
AU-102 Biometric Authentication Unit	
	
Biometric Sensor System	Transmission-type optical system
Verification Time	Approx. 1 sec. or less
Interface	USB 2.0
Dimensions WxDxH	Approx. 2.32" x 3.25" x 2.94"
Weight	Approx. 3 oz. (excluding USB cable)
Max. Power Consumption	DC 5 V, 500 mA
System Conditions	Ambient temperature: 41° to 95° (F) (during operation) Humidity: 20% to 80% (No dew condensation)
System Conditions (during non-operation)	Ambient temperature: 32° to 122° (F) Humidity: 20% to 80% (No dew condensation)
MFP Compatibility	bizhub C754e, C654e, C554e, C454e, C360i, C300i, C284, C224e, C224. Please check MyKonicaMinolta.com on a regular basis for compatibility updates.
	NOTE: WT-506 Working Table is required for AU-102 Biometric Authentication Unit.
AU-204H Magnetic Stripe Card Reader	
	
Dimensions (WxHxD)	1.28" x 1.23" x 3.94"
Weight	4.5 oz.
Power Supply	Supplied from USB Port
System Conditions (operating mode)	Ambient Temperature: 40° to 158° F Humidity: 10% to 90%
Transmit Frequency	3-60 i.p.s.
Certifications	ISO 7810 and ISO 7811/AAMVA
Card Type Compatibility	All magnetic stripe cards
MFP Compatibility	bizhub C754e, C654e, C554e, C454e, C360i, C300i, C224e. Please check MyKonicaMinolta.com on a regular basis for compatibility updates.
	NOTE: WT-506 Working Table required for AU-204H Magnetic Stripe Card Reader.

Accessories

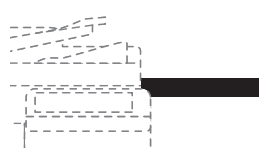




AU-205H IC Card Reader

	
Dimensions (WxHxD)	2.79" x 3.66" x 0.63"
Weight	0.25 lb
Power Supply	Supplied from USB Port
System Conditions	Ambient Temperature: 31° to 150° F (operating mode) Humidity: 5% to 95%
Card/Protocols	HID PROX, HID Indala® Prox, EM Prox Low Frequency (125 kHz)
Card/Protocols High Frequency (13.5 MHz)	CCID: MIFARE Classic™ 1K/4K, Ultra Light, Ultra Light C, Plus, MIFARE DESFire™ 0.6, MIFARE DESFire™ EV1, IC Card, iClass SE/SR®, MIFARE SE™, DESFire EV1 SE, T=CL, ISO 14443 A with up to 848 kbps transmission rate (depending on card*), ISO 15693 with up to 26 kbps transmission rate (depending on card)
	NOTE: WT-506 Working Table or MK-735 Mount Kit (internal mount) required. *424 kbps default rate, 848 kbps configurable through web interface.


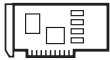
AU-211P CAC/PIV Solution w/Certificate


	
Dimensions (WxHxD)	2.75" x 2.75" x 0.39"
Weight	0.13 lbs.
Power Supply	Supplied from USB Port
System Conditions	0° to 122° F (operating mode)
Interface	Full Speed USB (12 Mbps)
Connector Shape	USB A Type Connector
Compatible Card	PKI-C-Card (PIV, CAC)
MFP Compatibility	bizhub C754e, C654e, C554e, C454e, C360i, C300i, C224e. Please check MyKonicaMinolta.com on a regular basis for compatibility updates.
	NOTE: WT-506 Working Table required. Please contact your local Government Account Manager for additional information.

continued

Accessories	
WT-506 Working Table	
	
Type	External Table
Function	Holds AU-102 Biometric Authentication Unit, AU-201H HID Proximity Card Reader, AU-202H HID iClass Reader, AU-204H Magnetic Stripe Card Reader, AU-205H IC Card Reader or AU-211P CAC/PIV Solution; Can be used as a place holder for originals and/or output.
Dimensions WxDxH	18.3" x 16.3" x 1.5"
EK-608 USB Host/Local Interface	
	
Type	USB Interface and USB Cable
Function	Required to connect optional External Keyboard (or can use EK-609 when Bluetooth printing is also required) or optional i-Option LK-104 v3 Voice Guidance License kit.
EK-609 USB Host/Local Interface with Bluetooth	
	
Type	USB Interface and USB Cable
Function	Supports Bluetooth Printing. Required to connect optional External Keyboard (or can use EK-608 if Bluetooth printing is not required) or optional i-Option LK-104 v3 Voice Guidance License kit.
MK-735 Mount Kit	
	
Type	Internal Component
Function	Required if you wish to install the AU-205H internally in the device.
UK-221 WLAN Adapter	
	
Type	Internal Component
Function	Provides wireless connection for printing, scanning and authentication. Can be configured to serve as access point. Requires EK-608 or EK-609 USB Interface Kit.

continued

Accessories	
IC-420 Fiery Image Controller	
	
Type	Embedded
CPU	AMD GX-424CC, 2.4 GHz
Memory	4 GB
HDD	500 GB SATA
Page Description Language	Adobe PostScript, Levels 1, 2, 3
Supported File Formats	Adobe PDF; PDF/X-1a, 3, and 4; Encapsulated PostScript, Microsoft Office document formats: doc, docx, xls, xlsx, ppt, pptx, pub* <small>*via optional Hot Folders</small>
Security	Secure erase; Network protection: 802.1x support, IP filtering, port blocking, SSD support, certificate management, self-signed certification; LDAP support; Secure printing
Connectivity	TCP/IP, AppleTalk, Bonjour support, SNMP, Port 9100, IPP, FTP, SMB, WSD, point and print, print via email (PS/PDF), IPv6 support
Software	Standard: Fiery Command Workstation, Fiery WebTools, Booklet Maker, Fiery Hot Folders, Fiery VUE, Direct Mobile Printing, Fiery Go (Android and iOS) Optional: Fiery Productivity Package, Fiery Impose, Fiery Compose, Fiery Impose-Compose Suite, Fiery JobFlow™, Fiery Hot Folders/Virtual Printers, Fiery Color Profiler Suite
Color/Imaging Technology	Fiery ColorWise, Fiery Calibrator, Fiery Spot-On, PANTONE approved libraries, Image smoothing, Fiery Image Enhance Visual Editor (optional), Auto trapping (optional), support for ES-2000 spectrophotometer calibration
UK-115 Fiery Controller Mount Kit	
Type	Interface Kit
Function	Required (in addition to the VI-516) to install the IC-420 in a bizhub C360i, C300i, or C250i.
VI-516 Interface Kit	
	
Type	Interface Kit
Function	Required interface kit to connect IC-420 Fiery Image Controller to MFP.
ES-2000 Spectrophotometer	
Type	Color Measurement Instrument
Function	Used with Fiery Color Profiler Suite for color calibration.
LK-102 v3 i-Option License Kit	
Type	License Key
Function	Enhanced PDF Encryption (128-bit AES Encryption), PDF/A (1a/1b) and Linearized PDF file support.
	<small>Note: The LK-110 v2 supports the same functions as the LK-102 v3, therefore, both license kits cannot be installed on the same device.</small>

Accessories	
LK-104 v3 i-Option License Kit	
Type	License Key
Function	Voice Guidance
LK-105 v4 i-Option License Kit	
Type	License key
Function	Provides Searchable PDF function
	Note: The LK-110 v2 supports the same functions as the LK-105 v4, therefore, both license kits cannot be installed on the same device.
LK-106 i-Option License Kit	
Type	License key
Function	Supports Bar Code Font Printing
LK-107 i-Option License Kit	
Type	License key
Function	Supports Unicode Font Printing
LK-108 i-Option License Kit	
Type	License key
Function	Supports OCR Font Printing
LK-110 v2 i-Option License Kit	
Type	License Key
Function	OOXML format file conversion for docx/xlsx, Fax to searchable PDF, convert box data to compact PDF, direct print e-mail attached file. Combines LK-102 (Encrypted PDF) & LK-105 (Searchable PDF/OCR) functionality.
	Note: If you install the LK-110 v2 on a device, you cannot install the LK-102 v3 and/or LK-105 v4 on the same device.
LK-111 i-Option License Kit	
Type	License Key
Function	Provides ThinPrint client support.
UK-221 Wireless LAN Upgrade Adapter	
	
Type	WLAN Adapter
Function	Provides wireless secure connection for printing, scanning and Authentication.
SC-509 Copy Guard Kit	
Type	Embedded Type
Function	Prevents printing of Copy Protected documents.
	Please note that two SC-509 Copy Guard Kits are required to apply the Copy Guard/password protection to each size of the originals when both sides are scanned in one pass.

Mixed Original Support						
Document Size ²	Maximum Document Width ¹					
	11" x 17" landscape	8.5" x 11" portrait	8.5" x 14" landscape	8.5" x 11" landscape	5.5" x 8.5" portrait	5.5" x 8.5" landscape
11" x 17" (☐)	●	●	×	×	×	×
8.5" x 11" (☐)	●	●	×	×	×	×
8.5" x 14" (☐)	●	●	●	●	●	×
8.5" x 11" (☐)	●	●	●	●	●	×
5.5" x 8.5" (☐)	×	×	●	●	●	×
5.5" x 8.5" (☐)	×	×	×	×	×	●

¹ Indicates the width of the widest document size of the mixed originals.

² Indicates the document sizes that can be mixed together based on the maximum document width.

● Possible × Not Possible

Standard Paper Tray Support			
Main Unit - bizhub C360i/C300i/C250i (Paper Tray 1 and 2)			
Component	Capacity	Size	Weight
Tray 1	500 sheets	11" x 17"	14 lb bond to 68 lb bond
Tray 2	500 sheets	12" x 18"	14 lb bond to 68 lb bond
Bypass	150 sheets	12" x 18"	16 lb bond to 79.75 lb bond

Print Controller (Standard)													
Type	Internal Type												
CPU	1.6 GHz Quad Core Processor (shared with copier)												
Memory	8 GB (shared with copier) 250 GB Solid State Drive (shared with copier)												
Print Speed	<table border="0"> <tr> <td></td> <td>C360i:</td> <td>C300i:</td> <td>C250i:</td> </tr> <tr> <td>Color/BW:</td> <td>36 ppm</td> <td>30 ppm</td> <td>25 ppm</td> </tr> <tr> <td>Letter</td> <td>☐</td> <td>☐</td> <td>☐</td> </tr> </table>		C360i:	C300i:	C250i:	Color/BW:	36 ppm	30 ppm	25 ppm	Letter	☐	☐	☐
	C360i:	C300i:	C250i:										
Color/BW:	36 ppm	30 ppm	25 ppm										
Letter	☐	☐	☐										
Print Resolution	600 x 600 dpi (1800 equivalent x 600 dpi), 1200 x 1200 dpi												
PDL	PCL 5e/c emulation, PCL6 (XL version 3.0), PS 3 (Version 3016) Emulation, XPS												
Protocol	TCP/IP (IPv4/IPv6), BOOTP, ARP, ICMP, DHCP, DHCPv6, AutoIP, SLP, SNMP, FTP, LPR/ LPD, RAW Socket, SMB over TCIP/IP, IPP, HTTP, POP, SMTP, LDAP, NTP, SSL, IPX, AppleTalk, Bonjour, NetBEUI, WebDAV, DPWS, S/MIME, IPsec, DNS, Dynamic DNS, LLMNR, LLTD, SSDP, SOAP												
Font	PCL Resident Fonts: 80 Roman fonts PS3 Emulation Resident Fonts: 137 Roman Type 1 fonts												
Interface	Standard Ethernet (10Base-T/100Base-TX/ 1000Base T); Hi-Speed USB 2.0, USB 1.1, USB Host												

Network Functions	
Sending the Scanned Data in an Email Message	Sending Scanned Data in an Email Message Scanned data can be sent to a specified Email address. The destination is specified from the touch panel of this machine and the scanned data is sent as an Email attachment.
Sending Scanned Data as Files (FTP)	Scanned data is uploaded to a specified FTP server. The FTP server address, login password, and other information are entered from the touch panel of this machine. The data files uploaded to the FTP server can be downloaded from a computer on the network.
Sending Scanned Data to a Computer on the Network (SMB)	Scanned data can be sent to a shared folder on a specified computer. The name of the destination computer, login password, and other information are entered from the touch panel of this machine.
Saving Scanned Data in Boxes	Scanned data is uploaded to a specified web server. The host name, file path, user name, and password are entered on the touch panel of the machine. The data files uploaded to the server can be downloaded from a computer on the network.
Using the Machine as a Scanner	This machine can best used as a scanner. The scanner can be controlled from a PC connected to the network, and the scanned image can be loaded into an application on the PC to be processed.
Web Service (Standard)	This machine can be used to access the Internet. Standard LK-101 v3 and UK-211 required.

Print Drivers		
PCL 6 Drivers	Konica Minolta PCL Driver	Windows 7/8.1/10 Windows 7/8.1/10 64-bit Windows Server 2008 Windows Server 2008/2008 R2/Server 2012/Server 2012 R2/ Server 2016 64-bit
PostScript 3 Emulation	Konica Minolta PostScript3 Driver	Windows 7/8.1/10 Windows 7/8.1/10 64-bit Windows Server 2008 Windows Server 2008/2008 R2/Server 2012/Server 2012 R2/ Server 2016 64-bit Macintosh OSX 10.9/10.10/10.11/10.12/10.13 PPD+PDE printer driver PPD file for Red Hat Enterprise Linux (CUPS ver. 1.1.22)
XPS Driver Emulation	Konica Minolta XPS Driver	Windows 7/8.1/10 Windows 7/8.1/10 64-bit Windows Server 2008 Windows Server 2008/2008 R2/Server 2012/Server 2012 R2/ Server 2016 64-bit
Fax Driver	Konica Minolta	Windows 7/8.1/10 Windows 7/8.1/10 64-bit Windows Server 2008 Windows Server 2008/2008 R2/Server 2012/Server 2012 R2/ Server 2016 64-bit

Scanning Function	
Type	Full-Color Scanner
Scanning Size	11" x 17" to 5.5" x 8.5"
Scanning Resolution	Push Scanning: 600/400/300/200 dpi Pull Scanning: 600/400/300/200/100 dpi
Scanning Speed	DF-714: [†] Duplex: 200 opm (200 dpi) 110 opm (600 dpi) Simplex: 100 opm (200 dpi) 55 opm (600 dpi)
	DF-632: [†] Duplex: 37 opm (200 dpi) 26 opm (600 dpi) Simplex: 80 opm (200 dpi) 55 opm (600 dpi)
Main Function	Scan-to-Email, Scan-to-User Box (HDD), Scan-to-FTP, Scan-to-USB, Scan-to-SMB (Desktop Folder), Scan-to-Me, Scan-to-Home, Scan-to-Scan Server, Network Twain (via Ethernet TCP/IP), Scan-to-WebDAV, WS-Scan
Interface	10Base-T/100Base-TX/1000Base-T
Protocol	TCP/IP (FTP, SMB, SMTP)
Supported OS	Windows 7/8.1/10, Windows 7/8.1/10 64-bit
Output Format	Single TIFF, Multi TIFF, JPEG, PDF, Compact PDF, XPS, Compact XPS TIFF (MH, MMR), PDF (MH, MMR, JPEG), JPEG, Outline PDF, PPTX, Searchable PDF, PDF/A, Linearized PDF
Driver	Real Time TWAIN Driver, HDD TWAIN Driver
Address Setting	LDAP, Import/Export address from PageScope Web Connection
Authentication	SMTP Authentication, Network User Authentication (Active Directory, Novell, NDS, NTLM ver. 1, NTLM ver. 2, LDAP)

[†] Text and image scanning speeds vary depending on the type of document.

Software Tools	
Network & Device Management	Data Administrator Driver Packaging Utility Log Management Utility Net Care Device Manager (Standard)
User Tools	Direct Print Box Operator Print Status Notifier Copy Protection Utility Print Utility for Unix Web Connection
Management Tools	bizhub vCare

Security	
<p>Because information assets are critical, a company needs to effectively protect against the many security risks it faces.</p>	<ol style="list-style-type: none"> 1) Prevent Leaks of proprietary, confidential or personal information 2) Prevent unauthorized use of equipment 3) Effective data encryption 4) Protect data from being altered, duplicated or deleted 5) Prevent unauthorized access to data via the Internet 6) Protect against cyber attacks 7) Manage log history
<p>Protective Functions</p>	<ul style="list-style-type: none"> • Job Erase — Deletes Graphic Data (after each job) • Lock Job (when printing confidential documents) • Protect data by requiring department name and 8-digit password • Account Track • HDD Lock • Prevent Unauthorized Use • Operation Log with 2,000-event memory • SDD Encryption • PDF Scan Encryption • Protective Functions • Copy Protection • Network Authentication • Single Sign-on Authentication • SMTP Authentication for Email • SSL/TSL Compatibility for PS Web Connection, PS Data Administrator and LDAP Server • Scan Data Encryption (TCP/socket SSL Compatibility) • LDAP Authentication • Box Operator Data Encryption • Verification of Box Data Receipt • IP Address Filtering • IP v6 • Encrypted Network Password Printing • Scan-to-USB Memory with User Authentication • Print-from-USB Memory with User Authentication • S/MIME/Encryption • FIPS 140-2 Compliance • IEEE 2600.1 Security Ready • ISO 1540 EAL
<p>Optional Protective Functions</p>	<ul style="list-style-type: none"> • SC-509 Copy Guard Kit • LK-102 v3 Enhanced PDF Scan Encryption • LK-116 Bitdefender Antivirus • AU-102 Biometric Authentication Unit • AU-204H Magnetic Stripe Card Reader • AU-205H IC Card Reader • AU-211P CAC/PIV Solution with Certificate

Paper Considerations

Paper Size Conversion Chart

Paper	Letter	Letter R	Legal	Tabloid	Statement	Statement R
Measurement	8.5" x 11"	11" x 8.5"	8.5" x 14"	11" x 17"	5.5" x 8.5"	8.5" x 5.5"

Paper Weight Conversion Chart

gsm	Bond	Offset	Cover	Tag	Index	Point	Bristol	Caliper	
								inches	mm
60.20	16	40	22	37	33	3.2	27.4	0.0032	0.081
67.72	18	45	24	41	37	3.6	30.9	0.0036	0.092
75.20	20	50	28	46	42	3.8	34.3	0.0038	0.097
90.30	24	60	33	56	50	4.8	41.2	0.0048	0.120
105.35	28	70	39	64	58	5.8	48.1	0.0058	0.147
109.11	29	73	40	62	60	6.0	49.8	0.0060	0.152
116.63	31	81	45	73	66	6.1	53.2	0.0061	0.155
131.68	35	90	48	80	74	6.2	60.1	0.0062	0.157
135.45	36	90	50	82	75	6.8	61.8	0.0068	0.173
146.73	39	100	54	90	81	7.2	67.0	0.0072	0.183
150.50	40	100	56	93	83	7.3	68.7	0.0073	0.185
161.78	43	110	60	100	90	7.4	73.8	0.0074	0.188
165.55	44	110	61	102	92	7.6	75.5	0.0076	0.193
176.83	47	120	65	108	97	8.0	80.7	0.0078	0.198
199.41	53	135	74	122	110	9.0	91.0	0.0085	0.216
203.17	54	137	75	125	113	9.0	92.7	0.0090	0.229
218.22	58	146	80	134	120	9.5	99.6	0.0092	0.234
244.56	65	165	90	150	135	10.0	111.6	0.0095	0.241
252.08	67	170	93	156	140	10.5	115.1	0.0100	0.250
270.90	72	183	100	166	150	11.0	123.7	0.0110	0.289
285.95	76	192	105	175	158	13.0	130.5	0.0130	0.330
308.52	82	208	114	189	170	14.0	140.8	0.0140	0.356
312.00	87	220	120	200	180	15.0	142.4	0.0150	0.380
385.06	105	267	146	244	220	18.0	175.8	0.0175	0.445

Paper Type Specifications	
Thin Paper	Thin Paper is paper weighing between 14 lb to 15.5 lb bond. It can be fed via any paper tray, except the bypass tray.
Normal (Plain Paper)	The Normal paper is used for copying in general and is called "PPC paper." The normal paper is usually not a recycled paper. Specify [Normal] to the tray to which the normal paper or the recycled paper is loaded for copying.
Recycled Paper	Recycled Paper is identified as recycled paper along with a designation as to the percentage of the paper that is actually made from recycled materials. Generally speaking, these devices will support recycled paper weighing between 16 lb to 24 lb bond.
Thick Paper 1	Thick Paper 1 is paper weighing between 24.25 to 32 lb bond It can be fed via any paper tray.
Thick Paper 1+	Thick Paper 1+ is paper weighing between 32.25 to 41.75 lb bond. It can be fed via any paper tray.
Thick Paper 2	Thick Paper 2 is paper weighing between 42 to 55.5 lb bond. It can be fed via any paper tray.
Thick Paper 3	Thick Paper 3 is paper weighing between 55.75 to 68 lb bond. It can be fed via any paper tray.
Thick Paper 4	Thick Paper 4 is paper weighing between 68.25 to 79.75 lb bond. It can be fed via the bypass tray.
Special Paper	A thin or other specialty type paper that falls within the paper weight specification and appears on the Recommended Paper Stock List.
OHP	Specify [OHP] to a tray to which transparent films are loaded. It can be fed only via the bypass tray (20 sheets or less). Black and white printing supported only.
Envelopes	Specify [Envelope] for bypass tray.
Postcards	A Postcard is defined as a rectangular piece of the thick paper or thin cardboard. This product series supports 4" x 6" size postcards. Postcards are fed only via the Bypass Tray.
Tab Dividers	A stiff sheet with divider tabs. Tab Divider sheets can only be fed (long edge only) via the Bypass Tray.
Banner Paper	An 11.75" x 47.25" paper that is fed via the Bypass Tray to create banners.

Recommended Paper Stocks			
Class.	Weight	Brand of Paper	Size
Plain Paper – Color			
Plain Paper	20 lb Bond (75 gr)	Domtar Recycled Copy(30% Post Consumer)	8.5" x 11"
Plain Paper	22 lb Bond(80 gr)	Konica Minolta CF Paper	8.5" X 11"
Plain Paper	22 lb Bond(80 gr)	Konica Minolta CF Paper	11" X 17"
Plain Paper	22 lb Bond(80 gr)	Konica Minolta CF Paper	12" X 18"
Plain Paper	24 lb Bond (89 gr)	SMART Carnival Stellar White	8.5" x 11"
Plain Paper	24 lb Bond (89 gr)	SMART Carnival White	8.5" x 11"
Plain Paper	24 lb Bond (90 gr)	SMART Synergy Bond 25% Cotton	8.5" x 11"
Plain Paper	24 lb Bond (90 gr)	Domtar Microprint Laser	8.5" x 11"
Plain Paper	24 lb Bond (90 gr)	Mohawk Color Copy 98 Bright White	8.5" x 11"
Thick 1	28 lb Bond(105 gr)	Konica Minolta CF Paper	8.5" X 11"
Thick 1	28 lb Bond(105 gr)	Konica Minolta CF Paper	11" X 17"
Thick 1	28 lb Bond(105 gr)	Konica Minolta CF Paper	12" X 18"
Thick 1	28 lb Bond (105 gr)	Domtar Microprint Color Copy	8.5" x 11"
Thick 1	32 lb Bond(120 gr)	Hammermill Color Copy	8.5" X 11"
Thick 1	32 lb Bond (120 gr)	Hammermill Color Copy Paper – Photo White	8.5" x 11"
Thick 2	60 lb Cover(163 gr)	Hammermill Color Copy	8.5" X 11"
Thick 3	80 lb Cover(216 gr)	Hammermill Color Copy	8.5" X 11"
Thick 4	100 lb Cover(271 gr)	Hammermill Color Copy	8.5" X 11"
Plain Paper – B/W			
Plain Paper	20 lb Bond (75 gr)	Hammermill Tidal MP	8.5" X 11"
Single-Sided Glossy			
Thick 3	10 pt Cover (219 gr)	SMART Kromekote Laser High Gloss Coated One Side 10 pt Cover	8.5" x 11"
Thick 3	12 pt Cover (247 gr)	SMART Kromekote Laser High Gloss Coated One Side 12 pt Cover	8.5" x 11"
Double-Sided Glossy			
Thick 1	32 lb Bond (120 gr)	Mohawk Color Copy Gloss Pure White	8.5" x 11"
Thick 1	80 lb Text (118 gr)	Sappi Opus Gloss	8.5" x 11"
Thick 1	90 lb Text (133 gr)	SMART Kromekote Laser High Gloss Coated Two Sides*	8.5" x 11"
Thick 3	80 lb Cover (216 gr)	Mohawk Color Copy Gloss Pure White	8.5" x 11"
Thick 3	80 lb Cover (216 gr)	Sappi Opus Gloss Cover	8.5" x 11"

* Paper cannot be used in a high humidity environment.

continued

Recommended Paper Stocks			
Class.	Weight	Brand of Paper	Size
Double-Sided Glossy continued			
Class.	Weight	Brand of Paper	Size
Thick 3	80 lb Cover (216 gr)	Domtar Microprint Coated Laser Gloss Cover	8.5" x 11"
Thick 3	10 pt Cover (234 gr)	SMART Kromekote Laser High Gloss Coated Two Sides 10 pt Cover	8.5" x 11"
Thick 3	90 lb Cover (237 gr)	SMART Kromekote® Plus C2S Cover	8.5" x 11"
Thick 4	100 lb Cover (270 gr)	Mohawk Color Copy Gloss Pure White 100C	8.5" x 11"
Cover Stock			
Thick 2	60 lb Cover (163 gr)	Domtar MicroprintColor Copy Cover	8.5" x 11"
Thick 2	65 lb Cover (176 gr)	Domtar MicroprintColor Copy Cover	8.5" x 11"
Thick 3	80 lb Cover (216 gr)	Domtar Microprint Coated Laser Matte Cover	8.5" x 11"
Thick 3	80 lb Cover (216 gr)	Domtar Microprint Color Copy Cover	8.5" x 11"
Thick 3	80 lb Cover (216 gr)	SMART Carnival White Cover	8.5" x 11"
Thick 3	140 lb Index (255 gr)	Wausau Exact Index	8.5" x 11"
Thick 3	80 lb Cover (216 gr)	Mohawk Color Copy 98 Bright White	8.5" x 11"
Thick 4	100 lb Cover (270 gr)	Mohawk Color Copy 98 Bright White	8.5" x 11"
Labels			
Avery Dennison 5889 Postcard			8.5" x 11"
Avery Dennison 6870 (30 labels per sheet)			8.5" x 11"
Avery Dennison 6873 (8 labels per sheet)			8.5" x 11"
Avery Dennison 6876 (2 labels per sheet)			8.5" x 11"
Avery 6878 4-UP labels for Color Laser			8.5" x 11"
Envelopes			
Envelopes	24 lb	Preservation Wove 5789 #6 3/4	3.85" x 6.5" (98 x 165 mm)
Tab Dividers			
Avery Dennison 20406 (long edge only)			8.5" x 11"
Specialty Paper			
Thick 2	—	TECHNI-Print 9721PO* T-shirt Transfer Paper**	8.5" x 11"
Transparency			
OHP Sheets	—	3M-PP2500	8.5" x 11"
Banner Paper			
Banner Mode/ Thick 1	100 lb Text(180 gr)	Konica Minolta Banner Paper	11.75" x 47.25"

* Paper cannot be used in a high humidity environment.

**T-Shirt Transfer Paper: The C360i/C300i/C250i Series should not be used solely for T-shirt transfer applications. T-Shirt transfer paper should be used on a limited basis, not to exceed a 250-sheet per run maximum. If a misfeed should occur, clear it immediately (due to the odor) and then run 15-25 sheets of regular plain paper (20 lb) through the device to clean the fusing rollers. T-Shirt Transfer paper cannot be used in high humidity environments.

Step 1: Base Unit	<p>C360i/C300i/C250i Digital Color Printer/Copier/Scanner Includes PS, PCL & XPS Controller, Standard Web Browser, 8 GB Standard Memory, Duplex Unit, 250 GB HDD, USB Interfaces for Scan-to-USB Thumb Drive/Print-from-USB Thumb Drive, USB Local Printing, Optional Authentication Device Connection, Service USB Firmware Updates, CMYK Developer Units, Color Drum Units and Black Drum Unit</p>
Step 2: Document Handling Options (Required) Select one of the following:	<p><input type="checkbox"/> OC-511 Original Cover</p> <p><input type="checkbox"/> DF-632 Reversing Automatic Document Feeder</p> <p><input type="checkbox"/> DF-714 Single Pass Dual Scan Document Feeder</p>
Step 3: Paper Supply/Cabinet Options (Required) Select one of the following:	<p><input type="checkbox"/> PC-416 Large Capacity Cassette (2,500 sheets – Letter crosswise only)</p> <p><input type="checkbox"/> PC-417 Large Capacity Cassette (2,500 sheets – Letter or 5.5" x 8.5")</p> <p><input type="checkbox"/> PC-216 2-way Paper Feed Cassette (Two 500-sheet Universal Cassettes)</p> <p><input type="checkbox"/> PC-116 Paper Feed Cassette (One 500-sheet Universal Cassette; Includes 1 storage drawer)</p> <p><input type="checkbox"/> DK-516 Copy Desk (Storage Drawer Only)</p> <p><input type="checkbox"/> LU-302 Large Capacity Unit (3,000 Sheets A4/Letter)</p>
Step 4: Output Options	<p><input type="checkbox"/> JS-506 Job Separator Tray</p> <p><input type="checkbox"/> FS-536 Floor Finisher (50-sheet stapling)</p> <p><input type="checkbox"/> RU-513 Relay Unit (Required to install FS-536)</p> <p><input type="checkbox"/> PK-520 Punch Kit (for FS-536)</p>

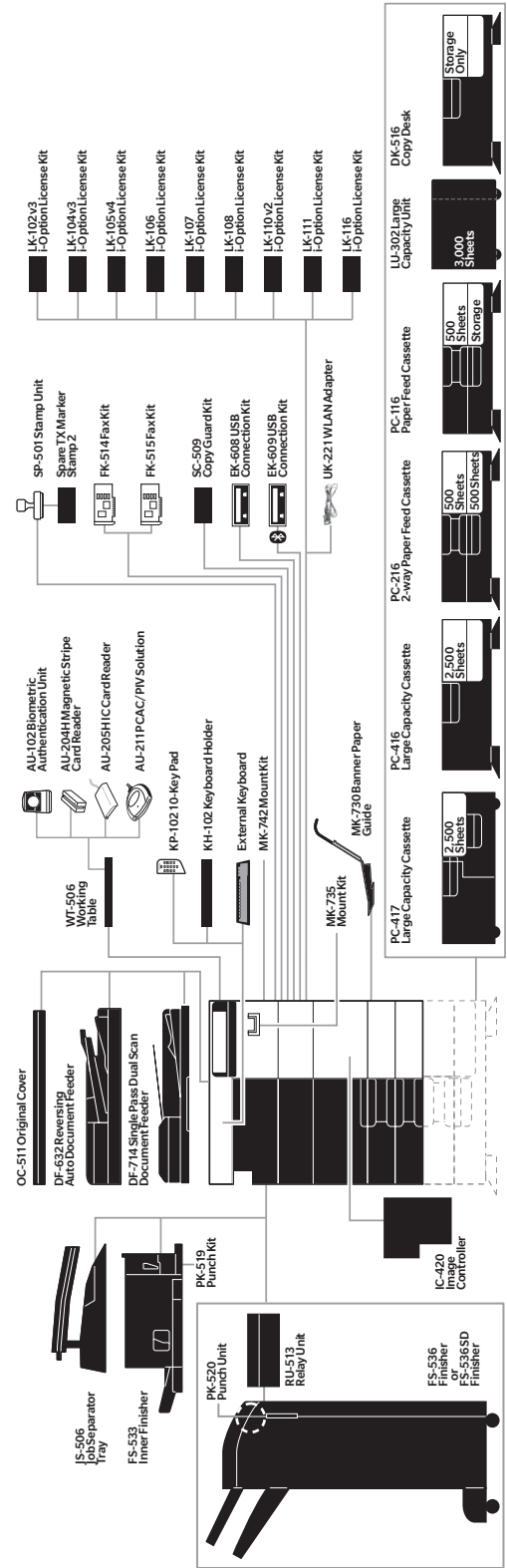
<input type="checkbox"/> FS-536 SD Floor Finisher (50-sheet stapling plus saddle stitch capability)	<input type="checkbox"/> RU-513 Relay Unit (Required to install FS-536 SD)	
<input type="checkbox"/> FS-533 Inner Finisher (50-sheet stapling)	<input type="checkbox"/> PK-519 Punch Kit (for FS-533)	
Step 5: Analog Fax Options		
<input type="checkbox"/> FK-514 Fax Kit (Lines 1 & 2)	<input type="checkbox"/> FK-515 Fax Kit (Lines 3 & 4) (Requires one MK-742 Mount Kit)	
<input type="checkbox"/> MK-742 Mount Kit (Required to add FK-515 Fax Kit(s) for Lines 3 & 4)	<input type="checkbox"/> SP-501 Stamp Unit (Installed in optional Document Feeder)	
<input type="checkbox"/> Spare TX Marker Stamp 2	<input type="checkbox"/> Controller Options	
Step 6:		
<input checked="" type="checkbox"/> Standard Controller (PCL/PS/XPS)	<input type="checkbox"/> IC-420 Fiery Image Controller	
<input type="checkbox"/> UK-115 Fiery Controller Mount Kit (Required for IC-420)	<input type="checkbox"/> VI-516 Interface Kit (Required for IC-420)	
<input type="checkbox"/> ES-2000 Spectrophotometer	Step 7: Additional Options	
<input type="checkbox"/> AU-102 Biometric Authentication Unit (Requires WT-506 Working Table)	<input type="checkbox"/> AU-204H Magnetic Stripe Card Reader (Requires WT-506 Working Table)	
<input type="checkbox"/> AU-205H IC Card Reader (Requires WT-506 or MK-735)	<input type="checkbox"/> AU-211P CAC/PIV Solution (Requires WT-506 Working Table)	
<input type="checkbox"/> EK-608 USB Connection Kit (Adds USB 2.0 for External Keyboard and/or Voice Guidance)		


<input type="checkbox"/> EK-609 USB Connection Kit (Adds USB 2.0 for External Keyboard, Bluetooth® Printing and/or Voice Guidance)	<input type="checkbox"/> EM-908 1TB Solid State Drive
<input type="checkbox"/> External Keyboard (Requires KH-102)	<input type="checkbox"/> IM-102 Paper Type Detection Kit
<input type="checkbox"/> KH-102 Keyboard Holder	<input type="checkbox"/> KH-102 10-Key Pad (Hard-key 10 Key-pad)
<input type="checkbox"/> LP-102 v3 i-Option License Kit (Enhanced PDF Encryption, PDF/A (1a/1b) and Linearized PDF support)	<input type="checkbox"/> LK-104 v3 i-Option License Kit (Voice Guidance)
<input type="checkbox"/> LK-105 v4 i-Option License Kit (Searchable PDF)	<input type="checkbox"/> LK-106 i-Option License Kit (Bar Code Font Printing)
<input type="checkbox"/> LK-107 i-Option License Kit (Unicode Font Printing)	<input type="checkbox"/> LK-108 i-Option License Kit (OCR Font Printing)
<input type="checkbox"/> LK-110 v2 i-Option License Kit (OOXML file conversion, Enhanced Image Data, Combines LK-102 & LK-105 functionality)	<input type="checkbox"/> LK-111 i-Option License Kit (ThinPrint Client Support)
<input type="checkbox"/> LK-116 i-Option License Kit (BitDefender antivirus)	<input type="checkbox"/> MK-730 Banner Paper Guide
<input type="checkbox"/> MK-735 Mount Kit (for AU-205H)	<input type="checkbox"/> SC-509 Copy Guard Kit (CopyGuard/Password Copy Protection; 2 Kits required for DF-714)
<input type="checkbox"/> UK-221 WLAN Adapter	<input type="checkbox"/> WT-506 Working Table

Specification & Installation Guide

bizhub C360i/C300i/C250i

How to Build a System for the bizhub C360i/C300i/C250i Digital Printer/Copier/Scanner/Fax
(from start to finish)



Accessory Options for bizhub C360i/C300i/C250i Digital Color Printer/Copier/Scanner/Fax			
ACCESSORIES	ITEM NO.	DESCRIPTION	NOTES
BASE UNIT			
C360i	AA2J011	C360i Color Printer/Copier/Scanner	Includes PS, PCL & XPS Controller, Standard Web Browser, 8 GB Standard Memory, Duplex Unit, 250 GB SDD, USB Interfaces for Scan-to-USB Thumb Drive/Print-from-USB Thumb Drive, USB Local Printing, Optional Authentication Device Connection, Service USB Firmware Updates, CMYK Developer Units, Color Drum Units and Black Drum Unit.
C300i	AA2K011	C300i Color Printer/Copier/Scanner	Includes PS, PCL & XPS Controller, Standard Web Browser, 8 GB Standard Memory, Duplex Unit, 250 GB SDD, USB Interfaces for Scan-to-USB Thumb Drive/Print-from-USB Thumb Drive, USB Local Printing, Optional Authentication Device Connection, Service USB Firmware Updates, CMYK Developer Units, Color Drum Units and Black Drum Unit.
C250i	AA2M011	C250i Color Printer/Copier/Scanner	Includes PS, PCL & XPS Controller, Standard Web Browser, 8 GB Standard Memory, Duplex Unit, 250 GB SDD, USB Interfaces for Scan-to-USB Thumb Drive/Print-from-USB Thumb Drive, USB Local Printing, Optional Authentication Device Connection, Service USB Firmware Updates, CMYK Developer Units, Color Drum Units and Black Drum Unit.
DOCUMENT HANDLING OPTION			
OC-511	A3PMWY1	Original Cover	Required if DF-632 or DF-714 is not installed.
DF-632	AAYHW1	Reversing Automatic Document Feeder	100-Sheet Reversing Automatic Document Feeder.
DF-714	AAMNY1	Single Pass Dual Scan Document Feeder	100-Sheet Single Pass Dual Scan Document Feeder.
PAPER SUPPLY/CABINET OPTIONS			
PC-416	AAV5013	Large Capacity Cassette	2,500 sheets; Letter-Size (Portrait) Paper only.
PC-216	AAV5WY2	2-way Paper Feed Cabinet	Two 500-sheet Universal Paper Cassettes.
PC-116	AAV5WY1	Paper Feed Cabinet	One 500-sheet Universal Paper Cassette and Storage Drawer.
PC-417*	—	Large Capacity Cassette	2500 sheets; Letter-size (portrait) or 5.5" x 8.5" paper.
LU-302	A87VW12	Large Capacity Unit (3,000 sheets)	Large Capacity Cassette housing 8.5" x 11"  paper.
DK-516	135700	Copy Desk	Storage Drawer only.
OUTPUT OPTIONS			
JS-506	A2YVWY2	Job Separator Tray	Separates print, copy and fax jobs; can be installed if finisher is not attached; supports banner printing.
FS-536	A87GWY3	Floor Finisher	50-sheet floor finisher required to support PK-520 Punch Kit. Supports banner printing. RU-513 required.
FS-536 SD	A87GWYE	Floor Finisher + Saddle Stitcher Unit	50-sheet floor finisher equipped with SD-511 Saddle Stitcher that provides center-stapled and folded booklets (up to 20-page booklets), half-fold and tri-fold (for letter-size paper only); Supports banner paper.
RU-513	A87JWY2	Relay Unit	Required for FS-536. Relay Unit for FS-536 and FS-536 SD. Required to install FS-536 or FS-536 SD on bizhub C360i, C300i or C250i.
FS-533	A2YUWY2	Inner Finisher	50-sheet Inner Staple Finisher required to support PK-519 Punch Kit. Supports banner printing.
PK-519	A3EUW12	2/3-Hole Punch Kit for FS-533	2/3-Hole Punch Kit for FS-533 Inner Finisher.
PK-520	A3ETW11	2/3-Hole Punch Kit for FS-536	2/3-Hole Punch Kit for FS-536 and FS-536 SD.
ANALOG FAX OPTIONS			
FK-514	A883012	Fax Kit for Lines 1 & 2	Supports single line fax capabilities; Add second FK-514 Fax Kit for dual line fax capabilities.
FK-515	A884W11	Fax Kit for Lines 3 & 4	Supports third and fourth fax line capabilities; Must have two (2) FK-514 Fax Kits for 1st and 2nd Fax Lines; Add one FK-515 for Line 3 and a second FK-515 for line 4. One MK-742 Mount Kit required.
MK-742	A886WY1	FK-515 Fax Mount Kit	Mount Kit required to add FK-515 Fax Kit(s) for Line 3 and Line 4 fax support. Only one MK-742 Mount Kit required.
SP-501	4614506	Stamp Unit	Installed on RADF
Spare Fax Stamp	4614511	Spare TX Marker Stamp 2	Installed on RADF

* Not available at time of launch.

Accessory Options for bizhub C360i/C300i/C250i Digital Color Printer/Copier/Scanner/Fax			
ACCESSORIES	ITEM NO.	DESCRIPTION	NOTES
CONTROLLER OPTIONS			
IC-420	ACDEWY1	Fiery Image Controller	Requires Fiery Controller Interface Kit VI-516 and UK-115 Upgrade Kit.
UK-115	ACDFWY1	Fiery Image Controller Mount Kit	Required to install IC-420 in C360i, C300i, or C250i.
VI-516	ACDHWY1	Fiery Controller Interface	Interface Kit for IC-420 Fiery Image Controller.
ES-2000	45109642	Spectrophotometer	Provides color measurement for calibration of IC-420.
ADDITIONAL OPTIONS			
AU-102	A0X9WY1	Biometric Authentication Unit	Scans finger vein patterns to enable users to gain access to the device. Requires WT-506 Working Table.
AU-204H	7640013468	Magnetic Stripe Card Reader	Allows authorized access to the MFP using Magnetic Stripe Cards. Requires WT-506 Working Table.
AU-205H	R5427000136466	IC Card Reader	Allows access to the MFP via HID Proximity Cards. Working table recommended. Supports IC card types.
AU-211P	—	CAC/PIV Solution with Certificate	Requires WT-506 Working Table. Contact your local Government Account Manager for information.
EK-608	A88AWY2	Local USB Interface Kit	Required to connect optional external keyboard and supports Voice Guidance functions available with optional LK-104 v3. Also required for UK-221.
EK-609	A87DWY2	Local USB Interface Kit	Required to connect optional external keyboard, provides Bluetooth printing support for mobile phone link and supports Voice Guidance functions available with optional LK-104 v3. Also required for UK-221.
EM-908*	—	Solid State Drive	Provides 1 TB storage.
IM-102*	—	Paper Type Detection Kit	Sensor detects correct paper type automatically.
LK-102 v3	A0PD016	i-Option License Kit	Enables 128-bit AES PDF encryption; PDF File and password are encrypted; provides PDF/A (1a/1b) and Linearized PDF file format support. Please note that the LK-110 V2 supports the same functions as the LK-102 v3, therefore, both license kits cannot be installed on the same device.
LK-104 v3	A0PD017	i-Option License Kit	Provides Voice Guidance functionality. Requires UK-211 Memory Expansion.
LK-105 v4	A0PD118	i-Option License Kit	Provides Searchable PDF functionality. Requires UK-211 Memory Expansion. Please note that the LK-110 v2 supports the same functions as the LK-105 v4, therefore, both license kits cannot be installed on the same device.
LK-106	A0PD019	i-Option License Kit	Provides Bar Code Font printing support. Requires UK-211 Memory Expansion.
LK-107	A0PD01F	i-Option License Kit	Provides Unicode Font printing support. Requires UK-211 Memory Expansion.
LK-108	A0PD11G	i-Option License Kit	Provides OCR Font printing support. Requires UK-211 Memory Expansion.
LK-110 v2	A0PD11U	i-Option License Kit	Provides DOCX, XLSX format file conversion, Fax to searchable PDF, convert print data in box to compact PDF, combines LK-102 (encrypted PDF) & LK-105 (searchable PDF/OCR) functionality. Requires UK-211 Memory Expansion. Please note that if you install the LK-110 V2 on a device, you cannot install the LK-102 v3 and/or LK-105 v4 on the same device.
LK-111	A0PD01K	i-Option License Kit	Provides ThinPrint client support.
LK-116*	A0PDAA1	i-Option License Kit	Bitdefender® antivirus provides real time scanning of all incoming and outgoing data.
MK-730	A4MEWY2	Banner Paper Guide	Enables automatic feeding of banner paper. Up to 10 banner sheets supported.
MK-735	A4NMWY1	Mount Kit	Internal Mount Kit for AU-205H. Required if these card readers are not mounted externally using the WT-506.
External Keyboard	7640006869	External Keyboard	Computer type keyboard for alphanumeric data entry (alternative to the standard QWERTY keyboard available on the MFP's LCD). Requires either EK-608 or EK-609 and KH-102.
KH-102	A4NRWY1	Keyboard Holder	Holds the optional QWERTY keyboard in place on the MFP.
KP-102	AACJWY1	10-Key Pad	Optional 10 Key Pad. Supports Voice Guidance function available with optional LK-104 v3 i-Option License Kit. Affixes to the right-hand side of the control panel.
SC-509	ACDKWY1	Copy Guard Kit (Copy Guard/Password Copy Protection)	Detects documents with Copy Protect patterns applied. Gives users the option to prevent copying sensitive documents or allows copying when password is entered. Dual Scan models require two SC-509 Security Kits.
UK-221	ACDMWH1	Wireless LAN Upgrade Kit	Provides wireless secure connection for printing, scanning and Authentication. Requires either EK-608 or EK-609.
WT-506	A0W4WY3	Working Table	Required for AU-102 Biometric Unit, AU-204H Magnetic Stripe Card Reader, AU-205H IC Card Reader, and AU-211P CAC/PIV Solution and if these card readers are not mounted internally using the MK-735.

* Not available at time of launch.

Accessory Options for bizhub C360i/C300i/C250i Digital Color Printer/Copier/Scanner/Fax		
CONSUMABLE YIELDS*		
CONSUMABLE	ITEM NO.	YIELD
TN-328K Toner – Black	AAV8130	28,000
TN-328C Toner – Cyan	AAV8430	28,000
TN-328M Toner – Magenta	AAV8330	28,000
TN-328Y Toner – Yellow	AAV8230	28,000
DR-316K Drum – Black	AAV70RD	(C360i) 225,000 (C300i) 225,000 (C250i) 170,000
DR-316 Drum – Cyan/Magenta/Yellow	AAV70TD	(C360i) 105,000 (C300i) 90,000 (C250i) 65,000
DV-315K Developing Unit – Black	AAV703D	1,000,000
DV-315C Developing Unit – Cyan	AAV70KD	1,000,000
DV-315M Developing Unit – Magenta	AAV70ED	1,000,000
DV-315Y Developing Unit – Yellow	AAV708D	1,000,000
WX-107 Waste Toner Box	AAVA0Y1	44,000
Fusing Unit	AA2JR70300	800,000

* Based on 5% total coverage.

PHOTOCOPIERS DIRECT LTD

22 Abbey Road, London NW10 7RE **0800 174 293**
www.photocopiersdirect.co.uk sales@photocopiersdirect.co.uk



PHOTOCOPIERS DIRECT LTD

22 Abbey Road, London NW10 7RE 0800 174 293
www.photocopiersdirect.co.uk sales@photocopiersdirect.co.uk



PARTNERSHIP.

Konica Minolta can help give shape to your ideas and partner with you to achieve your corporate objectives.
Contact us to realize opportunities in:

INFORMATION MANAGEMENT

Enterprise Content Management (ECM)
Document Management
Automated Workflow Solutions
Business Process Automation
Security and Compliance
Mobility
eDiscovery Services

IT SERVICES

Application Services
Cloud Services
IT Security
Managed IT Services
IT Consulting & Projects
Apple Managed Services
Managed Voice Services
Technology Implementation
and Deployment

TECHNOLOGY

Office Multifunction Business Solutions
Commercial and Production Printers
Industrial Printers
Wide Format Printers
3D Printers
Scanners
Security Surveillance Systems
Laptops, Desktops and Computer Hardware
Servers and Networking Equipment
Managed Print Services (MPS)
Managed Enterprise Services