

NEXG

SMART AUDIO GUITAR

USER MANUAL

 ENYA MUSIC

ITEMS IN BOX

NEXG Guitar

Case

Two-Way Strap

Audio Cable

Charging Cable

Monitor Earphone

(Deluxe package only)

Wireless Microphone

(Deluxe package only)

User Manual

CONTENTS

3 GET TO KNOW THE NEXG

10 QUICK START GUIDE

15 CHARGING INSTRUCTION

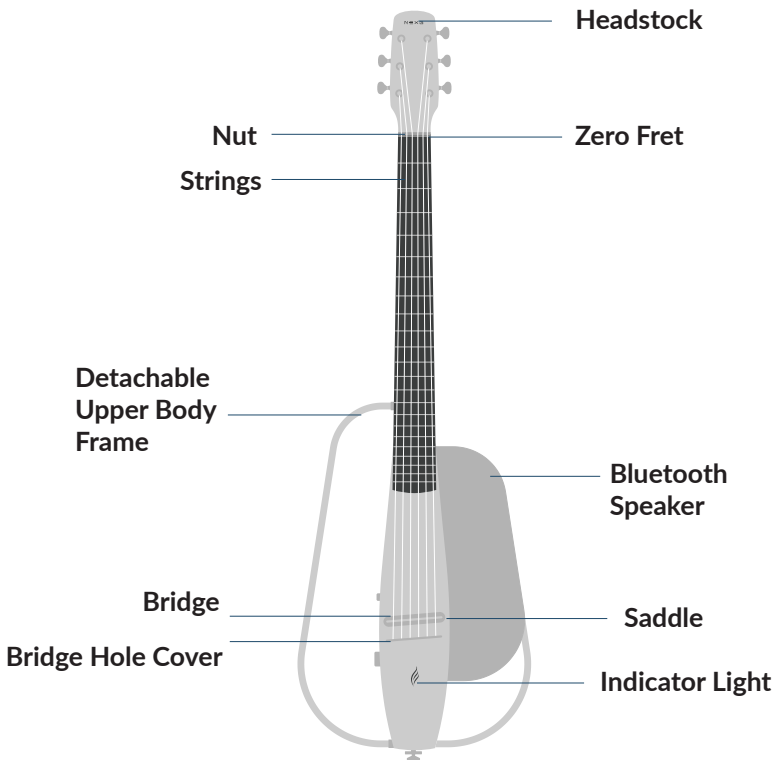
16 HOW TO CHANGE STRINGS

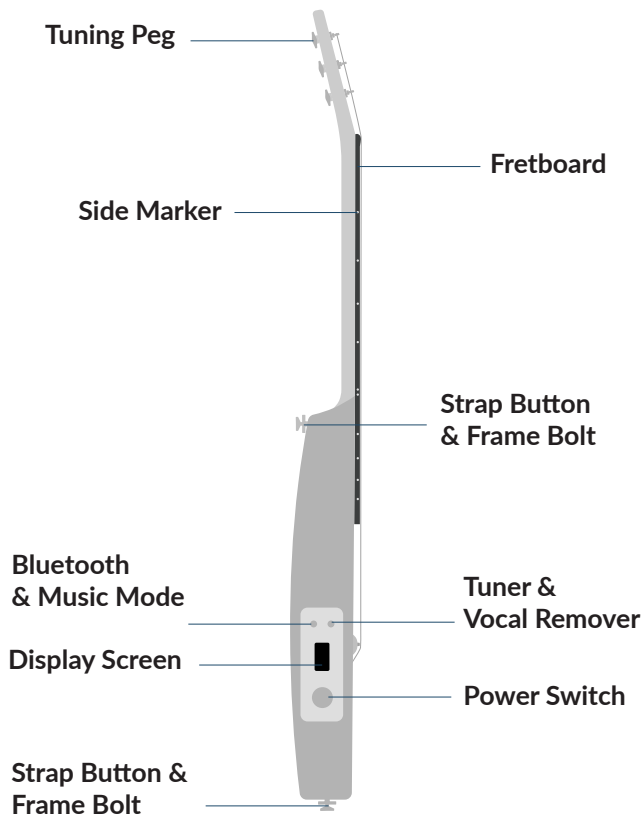
18 WARRANTY

20 RETURN POLICY

22 THANK YOU

GET TO KNOW THE NEXG





NEXG - SIDE

The Information Display



Bluetooth

Flashing icon: Pairing mode is on
Icon remains on: Bluetooth connected.



Streaming

Streaming mode is on



Speaker

Speaker is on



Earphones

Earphone is connected



Output

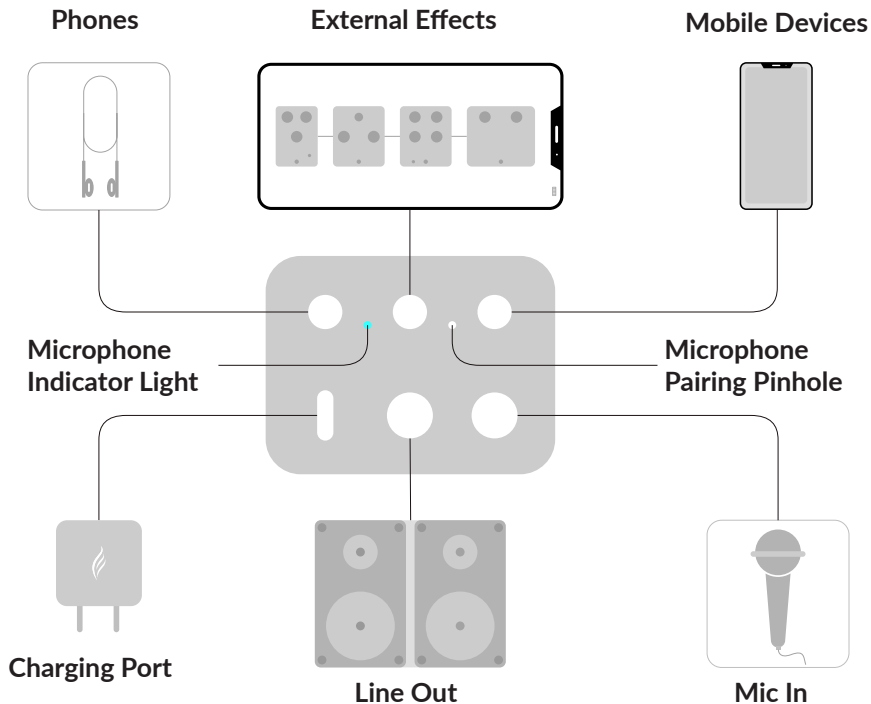
Output line is connected



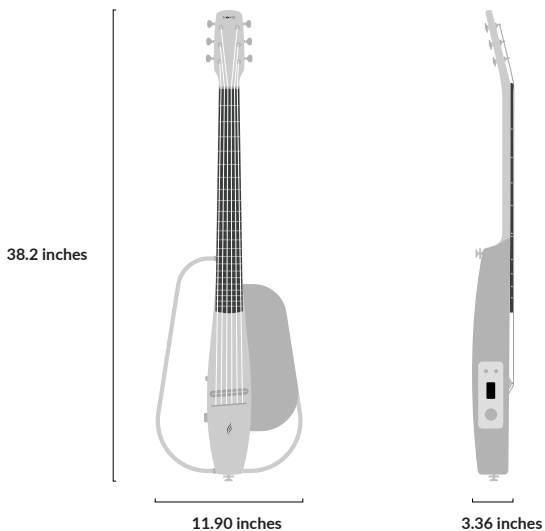
Instrumental Music

Vocal removed from a song

Connection Panel



Specifications



Model

NEXG Smart Audio Guitar

Size

38-inch Silence & Detachable Body


Color Options

Black/White/Blue/Pink

Weight	1.25 LBS
System	Enya ES2 Smart Audio
Body	Carbon Fiber Composite
Fretboard	Carbon Fiber Composite
Bridge	Carbon Fiber Composite
Frets	Round-End Nickel Silver
Tuning Machines	Silver Die-Cast
Scale Length	23.7 inches
Nut	Carbon Fiber & Zero Fret Design
Saddle	Nubone

Strings	D'Addario® EXP 16
Finish	Satin
Battery	43.68 Wh/10400 mA
Charger	30W
Bluetooth	V5.1
Display Screen	OLED
Speaker	30W Woofer & 10W Tweeter*2
SNR	>80dB

QUICK START GUIDE



GET STARTED

Press and hold the knob to power on/off the NEXG;

Tab the knob to switch tone effects;

Turn the knob to control volume.

Bluetooth


Press and hold the button to turn on/off Bluetooth;

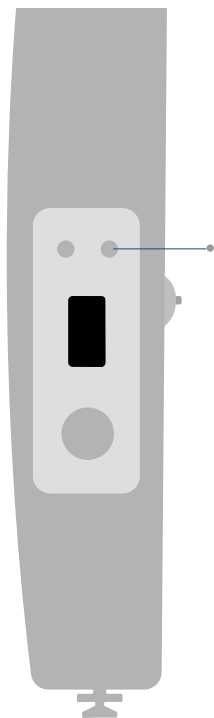


Once the mobile device is connected successfully, the bluetooth icon will show on the top left corner of the screen as the image above.

Music Mode

After the mobile device is connected, music mode will be activated. Your NEXG can be used as a bluetooth speaker now.





Tuner

Tab the button to turn on the tuner.



Low (Tune up)



High (Tune down)

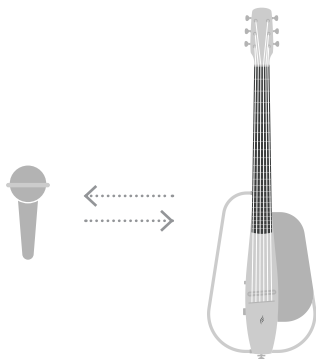


Ready to Play

Vocal Remover

Press and hold the button to extract vocal from the song.

Connect the wireless microphone to a designated NEXG:



Step 1: When the microphone is off, press and hold the power button until the indicator light turns on and off. Then tap twice to turn on pairing mode. The microphone's indicator light flashes. The pairing mode is on.

Step 2: Insert a paper clip or a SIM-eject tool into NEXG's microphone's pairing pinhole. The microphone's indicator light will turn red and flash four times to confirm the NEXG's pairing mode is on.

Step 3: Press the microphone's power button once to pair with the NEXG. The microphone's blue indicator light stops flashing and NEXG's red indicator light (on connection panel) keeps on to prove the microphone is successfully connected.

NOTE: The above steps only apply to the situation that multiple devices are being used in one room, and the purpose is to connect a microphone to a designated NEXG. A NEXG is not compatible with other brands' Bluetooth microphones.

ENYA APP

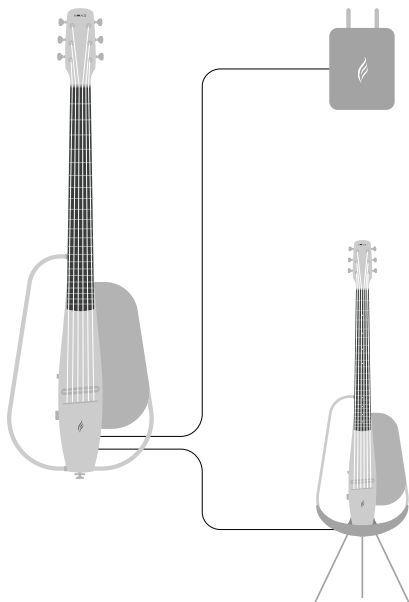
Connect your NEXG to the ENYA MUSIC App to discover more features. Please download it from App Store or Google Play.



Enya Music

CHARGING INSTRUCTION

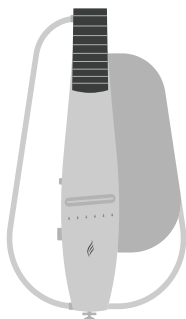
Either a charging cable or the NEXG charging stand is needed.



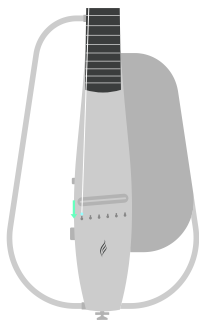
A charger and a
USB to TYPE-C
charging cable

The NEXG charging
stand is available to
purchase on
www.enya-music.com

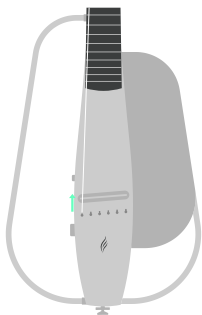
HOW TO CHANGE STRINGS




Loose the strings, remove the bridge hole cover and all strings.



Insert the string knot into the slot on the bridge.



Pull up and tighten the strings.



Put the bridge hole cover back on after changing all strings.

WARRANTY

Your Enya instrument is warranted against defects in materials and workmanship by Enya Music, Inc. for a period of one year starting from the date of original purchase from an authorized dealer.

If a defect exists, Enya Music, Inc., at its option will either (1) repair the product at no charge using new or refurbished parts,

(2) exchange the product with a functional equivalent product that is new or refurbished.

(3) refund the original purchase price.

The following items are not covered by this warranty

- Any instrument on which any part has been disassembled.
- Any instrument that has been damaged due to an accident, negligence or misuse.

- Normal “wear and tear”, including but not limited to any discoloration, fading or damage to the original finish, or worn frets, strings, tuners, hardware and plating.
- Any instrument not purchased from an authorized dealer, or upon which unauthorized repair or service work has been carried out.

RETURN POLICY

To be eligible for a return and refund, items must be returned in original, as-shipped condition with all original packaging and no signs of use. All returned items must include all original packaging and accessories. Returned items not adhering to this policy may be subject to a 20% restocking/handling fee. The paid shipping fee is not refundable unless the item was damaged during shipping or not received as described.

To return your product, please contact us at service@enya-music.com to require the RMA number and prepaid shipping label. All orders can be returned within 30 days of the purchase. Customers are responsible for return shipping on returned items unless the item was damaged during shipping or not received as described. If 30 days have gone by since your purchase, unfortunately, we cannot offer you a refund or exchange. Unsolicited returns to enya-music.com or any of its authorized dealers will not be accepted.

Disclaimers: ENYA MUSIC, INC. ASSUMES NO LIABILITY FOR ANY INCIDENTAL AND CONSEQUENTIAL DAMAGE.

Any recovery is limited to the original purchase price. No other person is authorized to modify this limited warranty. This warranty gives you specific legal rights, and you may have other rights that vary by state and jurisdiction. These rights shall not be affected by this limited warranty. This warranty cannot be transferred or assigned.

To obtain warranty service, contact Enya Music, Inc. at service@enya-music.com,

Using the information provided at www.enya-music.com.

Proof of purchase is required to verify eligibility.


© 2022 Enya Music, Inc. All Rights Reserved.

Enya Music, Inc.
6132 Westline Dr
Houston, TX 77036 USA

THANK YOU FOR CHOOSING ENYA INSTRUMENT.

If you have any questions, please feel
free to contact us.

service@enya-music.com



CAUTION

Risk of explosion if the battery is replaced by an incorrect type disposal of a battery into fire or a hot oven, or mechanically crushing or cutting of a battery, that can result in an explosion; leaving a battery in an extremely high temperature surrounding environment that can result in an explosion or the leakage of flammable liquid or gas; a battery subjected to extremely low air pressure that may result in an explosion or the leakage of flammable liquid or gas.

Battery's operation temperature range: 32-113°F (0-45°C)

ENYA MUSIC (CHINA)

Qiuchang , Huiyang, Huizhou, Guangdong 516221

www.enyamusical.com

Email: enyaservice@enyamusical.com

ENYA MUSIC (USA)

6132 Westline Dr. Houston, TX 77036

www.enya-music.com

Email: service@enya-music.com



[/Enyamusic](#)
[/Enyamusica](#)



[/Enyamusica](#)



[/Enyamusic](#)
[/Enyamusica](#)