

FLO 48" SINK CUTOUT GUIDE

Product

Flo 48"

Code

HBFLO48AW

HBFLO48AD

HBFLO48TO

Countertop

20mm Carrera

Premium Solid Surface

Cutout

Ø3" (75mm) Standard HB Sinks

Ø5" (125mm) Flume Sink

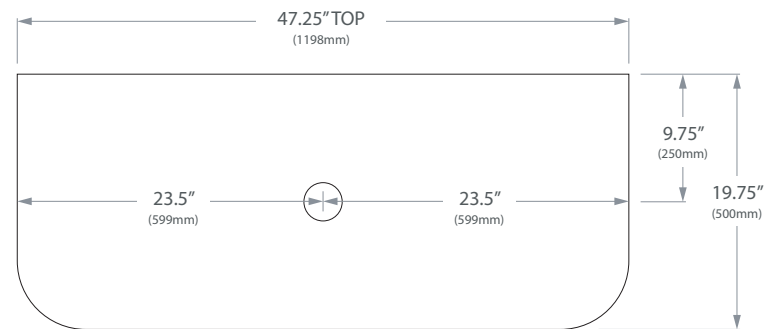
Ø4" (100mm) Titan/ Neptune Sinks

If not using Home Bathroomware sink, consult relevant installation instructions for cutout.

Reccomended for above counter sinks only.

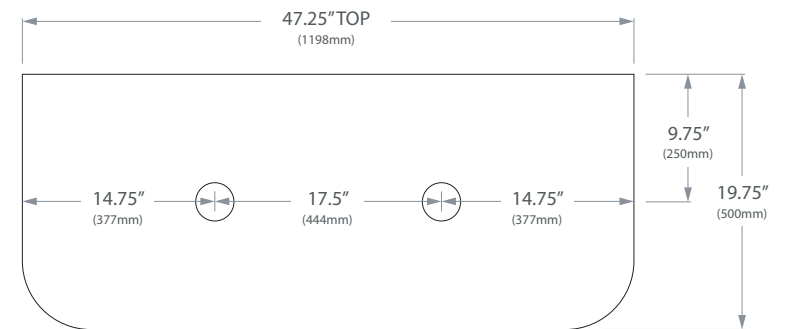
Configuration

Centre Sink



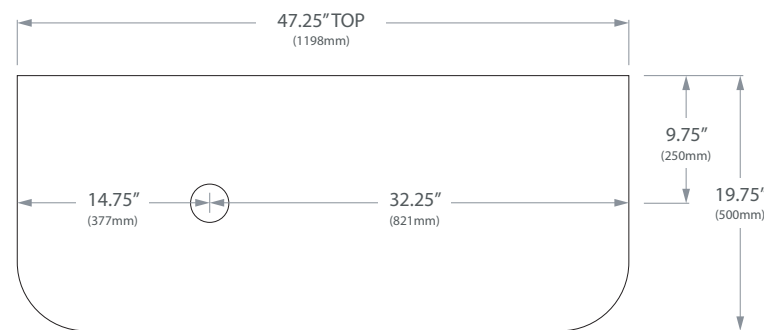
Configuration

Double Sink



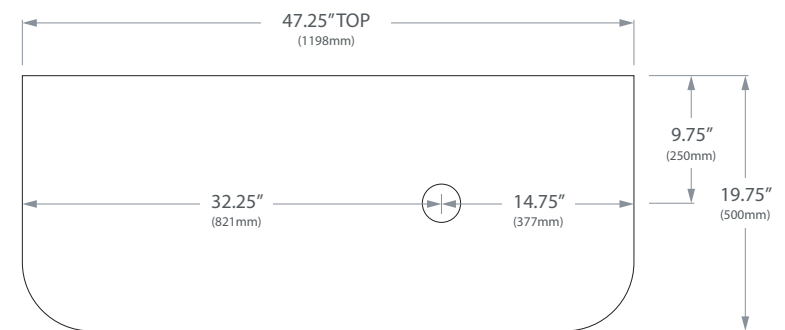
Configuration

Left Sink



Configuration

Right Sink



Adp

NOTES:

Our solid surface countertops are free from crystalline silica and are safe to drill onsite/in an indoor area. These are reccomended sink positions only, please ensure sink fits correctly before drilling.

48