

CONO

PRODUCT SHEET

WOUD

CONO WALL LAMP

DESIGNED BY BENNY FRANDBSEN

Cono is characterised by the classic geometric shades combined with a minimalistic yet soft visual expression. An aesthetic that is enhanced by the matt silky surface. The adjustable shade provides a functional light. Creating a reference to a focused spotlight from a scene. The series consists of a wall lamp, a table lamp, a floor lamp and two pendants.

YEAR OF LAUNCH

2021

CATEGORY

Lighting

MATERIALS

Painted metal

SHADE INSIDE

Light grey painted metal (Pantone 7534C)

CORD

Black fabric covered (2500 mm/98.4")

SHADE

Adjustable (125° in every direction)

SPECIFICATIONS

E14 (cUL/UL: E12 base), max 25W/250 LM
IP20, Class II

VERSIONS AVAILABLE

CE, cUL/UL, SAA

ENERGY LABEL

A++

WALL CANOPY

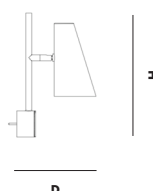

Round metal in matching colour as the wall lamp
(Ø 70 x H 35 mm/Ø 2.7 x H 1.3 ")
(cUL: Ø 120 x H 35 mm/Ø 4.7 x H 1.3 ")

COLLI

1 pc./box

MAINTENANCE

For daily care, wipe off with a clean,
moist cloth followed by a soft dry cloth.



DIMENSIONS

D 170 x H 333 mm

D 6.7 x H 13.1 "

SHADE

Ø 110 x H 197 mm

Ø 4.3 x H 7.7 "

SWITCH (RECTANGULAR)

330 mm from canopy

ITEM NO / COLOUR

133060 Black (CE)

133067 Satin (CE)

139320 Black (cUL)

139327 Satin (cUL)

CONO TABLE LAMP

DESIGNED BY BENNY FRANDBEN

Cono is characterised by the classic geometric shades combined with a minimalistic yet soft visual expression. An aesthetic that is enhanced by the matt silky surface. The adjustable shade provides a functional light. Creating a reference to a focused spotlight from a scene. The series consists of a wall lamp, a table lamp, a floor lamp and two pendants.

YEAR OF LAUNCH

2021

CATEGORY

Lighting

MATERIALS

Painted metal

SHADE INSIDE

Light grey painted metal (Pantone 7534C)

CORD

Black fabric covered (2500 mm/98.4")

SHADE

Adjustable (125° in every direction)

SPECIFICATIONS

E14 (cUL/UL: E12 base), max 25W/250 LM
IP20, Class II

VERSIONS AVAILABLE

CE, cUL/UL, SAA

ENERGY LABEL

A++

BASE

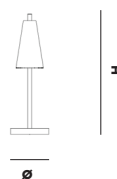
Round metal in matching colour as the table lamp
(Ø 155 x H 25 mm/Ø 6.1 x H 0.9 ")
Covered with black felt underneath

COLLI

1 pc./box

MAINTENANCE

For daily care, wipe off with a clean,
moist cloth followed by a soft dry cloth.



DIMENSIONS

Ø 155 x H 500 mm
Ø 6.1 x H 19.6 "

SHADE

Ø 110 x H 197 mm
Ø 4.3 x H 7.7 "

SWITCH (RECTANGULAR)

330 mm from base

ITEM NO / COLOUR

133061 Black (CE)
133065 Satin (CE)
139321 Black (cUL)
139325 Satin (cUL)

CONO FLOOR LAMP

DESIGNED BY BENNY FRANDBSEN

Cono is characterised by the classic geometric shades combined with a minimalistic yet soft visual expression. An aesthetic that is enhanced by the matt silky surface. The adjustable shade provides a functional light. Creating a reference to a focused spotlight from a scene. The series consists of a wall lamp, a table lamp, a floor lamp and two pendants.

YEAR OF LAUNCH

2021

CATEGORY

Lighting

MATERIALS

Painted metal

SHADE INSIDE

Light grey painted metal (Pantone 7534C)

CORD

Black fabric covered (3000 mm/118.1")

SHADE

Adjustable (125° in every direction)

SPECIFICATIONS

E14 (cUL/UL: E12 base), max 25W/250 LM
IP20, Class II

VERSIONS AVAILABLE

CE, cUL/UL, SAA

ENERGY LABEL

A++

BASE


Round metal in matching colour as the table lamp
(Ø 230 x H 25 mm/Ø 9.0 x H 0.9 ")
Covered with black felt underneath

COLLI

1 pc./box

MAINTENANCE

For daily care, wipe off with a clean,
moist cloth followed by a soft dry cloth.



DIMENSIONS

Ø 230 x H 1415 mm
Ø 9.1 x H 55.7 "

SHADE

Ø 110 x H 197 mm
Ø 4.3 x H 7.7 "

SWITCH (ROUND)

510 mm from base

ITEM NO / COLOUR

133062 Black (CE)
133066 Satin (CE)
139322 Black (cUL)
139326 Satin (cUL)

CONO PENDANT (TWO SHADES)

DESIGNED BY BENNY FRANDBSEN

Cono is characterised by the classic geometric shades combined with a minimalistic yet soft visual expression. An aesthetic that is enhanced by the matt silky surface. The adjustable shade provides a functional light. Creating a reference to a focused spotlight from a scene. The series consists of a wall lamp, a table lamp, a floor lamp and two pendants.

YEAR OF LAUNCH

2021

CATEGORY

Lighting

MATERIALS

Painted metal

SHADE INSIDE

Light grey painted metal (Pantone 7534C)

CORD

Black fabric covered (3000 mm/118.1")

SPECIFICATIONS

E14 (cUL/UL: E12 base), max 25W/250 LM
IP20, Class I

VERSIONS AVAILABLE

CE, cUL/UL

ENERGY LABEL

A++

CANOPY

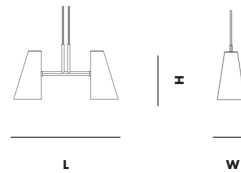
Rectangular metal in matching colour as the pendant
(L 100 x W 60 x H 25 mm/L 3.9 x W 2.6 x H 0.9 ")

COLLI

1 pc./box

MAINTENANCE

For daily care, wipe off with a clean, moist cloth followed by a soft dry cloth.



DIMENSIONS

L 420 x H 210 x W 110 mm
L 16.5 x H 8.3 x W 4.3 "

SHADES

Ø 110 x H 197 mm
Ø 4.3 x H 7.7 "

ITEM NO / COLOUR

133063 Black (CE)
139323 Black (cUL)

CONO PENDANT (THREE SHADES)

DESIGNED BY BENNY FRANDBSEN

Cono is characterised by the classic geometric shades combined with a minimalistic yet soft visual expression. An aesthetic that is enhanced by the matt silky surface. The adjustable shade provides a functional light. Creating a reference to a focused spotlight from a scene. The series consists of a wall lamp, a table lamp, a floor lamp and two pendants.

YEAR OF LAUNCH
2021

CATEGORY
Lighting

MATERIALS
Painted metal

SHADE INSIDE
Light grey painted metal (Pantone 7534C)

CORD
Black fabric covered (3000 mm/118.1")

SPECIFICATIONS
E14 (cUL/UL: E12 base), max 25W/250 LM
IP20, Class I

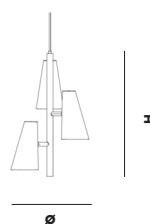
VERSIONS AVAILABLE
CE, cUL/UL

ENERGY LABEL
A++

CANOPY
Round metal in matching colour as the pendant
(\varnothing 125 x H 25 mm/ \varnothing 4.9 x H 0.9")

COLLI
1 pc./box

MAINTENANCE
For daily care, wipe off with a clean, moist cloth followed by a soft dry cloth.



DIMENSIONS
 \varnothing 360 x H 500 mm
 \varnothing 14.1 x H 19.6 "

SHADES
 \varnothing 110 x H 197 mm
 \varnothing 4.3 x H 7.7 "

POSITIONS OF SHADES
(measured from bottom of tube)
Shade 1 122 mm / 4.8 "
Shade 2 242 mm / 9.5 "
Shade 3 370 mm / 14.5 "

ITEM NO / COLOUR
133064 Black (CE)
139324 Black (cUL)