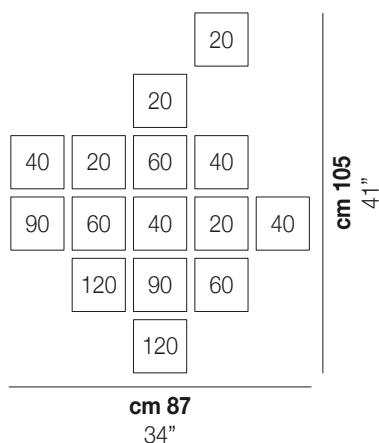


## TUBES PL 15



### TECHNICAL DATA:



### CERTIFICATIONS:

### LIGHT SOURCES


15x60W 120V/60HZ E26

VOLUME Mc 1,13  
GROSS WEIGHT Kg 90  
NET WEIGHT Kg 60

[download](#)




### SHADE FINISHING



BCLU

FUTR

### FRAME FINISHING



NO

### OTHER VERSION AVAILABLE

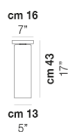
Click on the version to go to the web version of the product



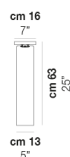
TUBES PL 120



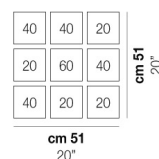
TUBES PL 20



TUBES PL 40



TUBES PL 60



TUBES PL 9



TUBES PL 90