

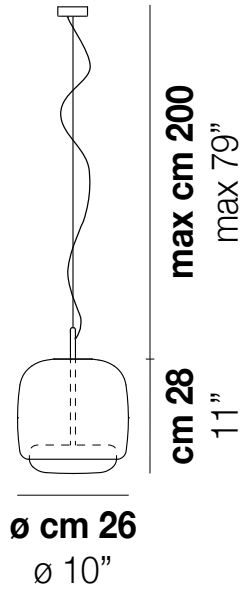
JUBE

Design Favaretto&Partners

JUBE SP P

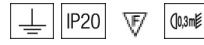


The elegant and delicate look of the blown glass finds a new dimension in Jube. Two glass units placed side by side, so perfectly assembled, that they look like a unique piece. A sinuous lamp, with tone-on-tone colours that give it a precious, vintage mood.



JUBE SP P

TECHNICAL DATA:



LED 2700K DIM2	1x13 W	37 V
LED 2700K DIM3	1x13 W	37 V
LED 3000K DIM2	1x13 W	37 V
LED 3000K DIM3	1x13 W	37 V

CERTIFICATIONS:



Led 2700 K 13 W 37 V 2000 lm DIM2 Phase Cut
 Led 2700 K 13 W 37 V 2000 lm DIM3 0-10V, Push
 Led 3000 K 13 W 37 V 2000 lm DIM2 Phase Cut
 Led 3000 K 13 W 37 V 2000 lm DIM3 0-10V, Push

VOLUME Mc 0,1
 GROSS WEIGHT Kg 5
 NET WEIGHT Kg 2


[download](#)



SHADE FINISHING



FRAME FINISHING



OTHER VERSION AVAILABLE

Click on the version to go to the web version of the product

