

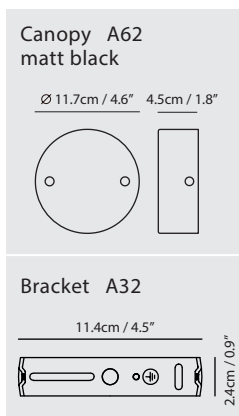
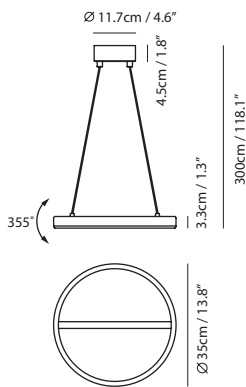


SOL collection is low-key design with elaborate consideration, consists of pendant, table lamp and even bow lamp type. SOL's ring-like lampshade is finely affixed to a metallic luster balance bar, demonstrating the definition of understated luxury. The adjustable ring tilt allows the pendant to function almost like a planet floating on a track of stars. Invisible LED strip makes the light source impeccable, with a gradual dimming capability, rendering it possible for you to re-create your own personal sunrise and sunset.

By Kuo, Keng Dian 郭庚典



matt black + copper



SOL Pendant S

Model
SLD-350P

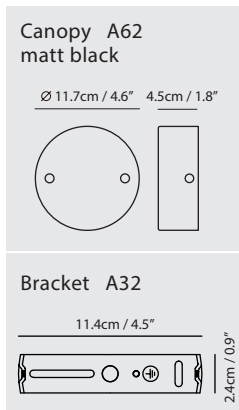
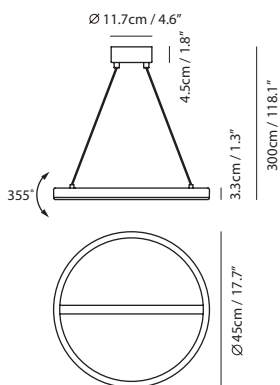
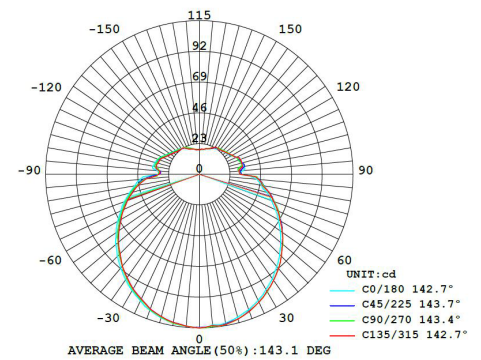
Material
metal, aluminum, PP

Light Source
LED 17W 2700K CRI90 622lm

Driver
built-in dimmable driver
(Triac dimming)

Weight
1.2kg / 2.7lb

Color
● matt black + copper



SOL Pendant L

Model
SLD-450P

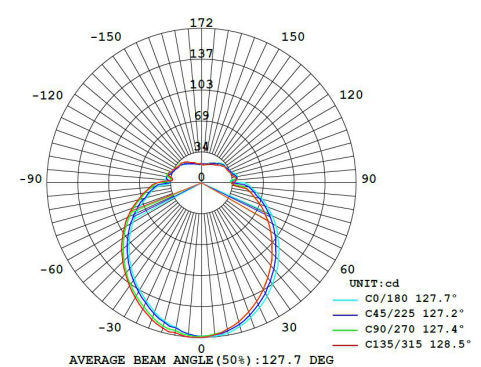
Material
metal, aluminum, PP

Light Source
LED 21W 2700K CRI90 802lm

Driver
built-in dimmable driver
(Triac dimming)

Weight
1.5kg / 3.5lb

Color
● matt black + copper

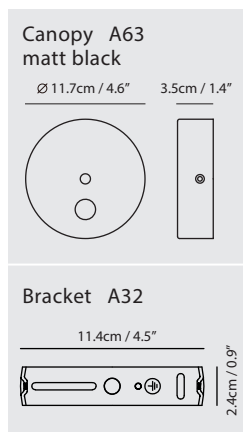
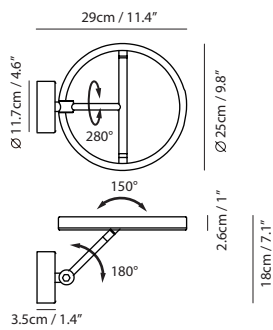


* Prior to installation, user can decide to have the light source point "up" or "down" base on deisgn requirements.





matt black + copper



SOL Wall

Model
SLD-250WRTE


Material
metal, aluminum, PP

Light Source
LED 7W 2700K CRI90 250lm

Feature
touch dimmer switch

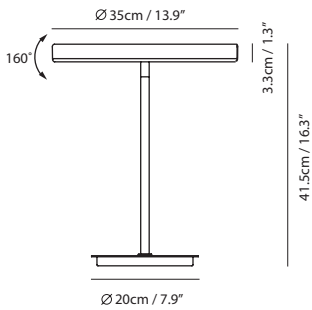
Weight
1kg / 2.2lb

Color
● matt black + copper





matt black + copper



SOL Table

Model
SLD-350DTE

Material
metal, aluminum, PP

Light Source
LED 15W 2700K CRI90 550lm

Feature
touch dimmer switch

Weight
2kg / 4.4lb

Cord
215cm / 84.7"

Color
● matt black + copper



Meet the SOL bow lamp, an extension of the SOL series. Produced in carbon fiber, SOL bow lamp is undoubtedly a product that is sturdy, every inch resilient in structure and ideally completing the original idea from designer.

The floor lamp now is available in a small size. The addition of the "Retractable Tube Structure" allows you to adjust the height of the lamp to your liking, and the built-in "Sensor Dimming Function" provides the right amount of light for different scenarios.

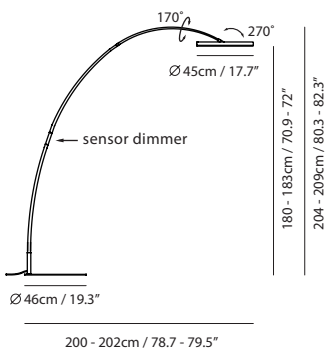
By Chen, Chao ChengKuo 陳昭成
Keng Dian 郭庚典



matt black + copper



matt black + copper



SOL Mega Floor

Model
SLD-450FLE

Material
carbon fiber, metal, aluminum, PP

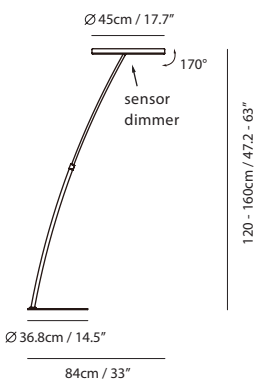
Light Source
LED 21W 2700K CRI90 802lm

Feature
optical sensor dimmer

Weight
15.3kg / 33.7lb

Cord
235cm / 92.5"

Color
● matt black + copper



Sol Floor

Model
SLD-450FBE

Material
metal, aluminum, PP

Light Source
LED 21W 2700K CRI90 802lm

Feature
optical sensor dimmer

Weight
7.2kg / 15.9lb

Cord
200cm / 78.7"

Color
● matt black + copper