












SJ3331/42-__R



THIS DESIGN IS THE PROPRIETARY
TRADE DRESS/TRADEMARK OF
W SCHONBEK LLC.

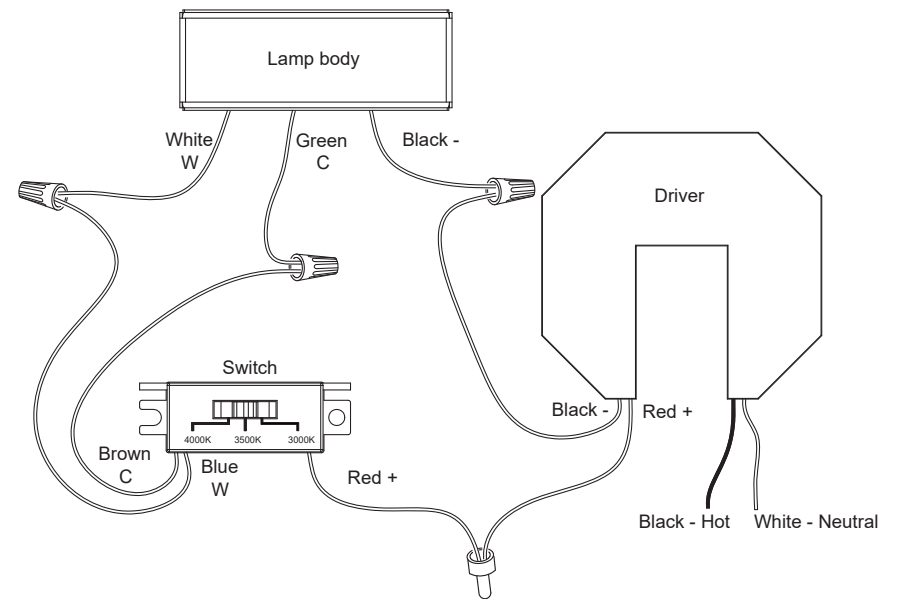
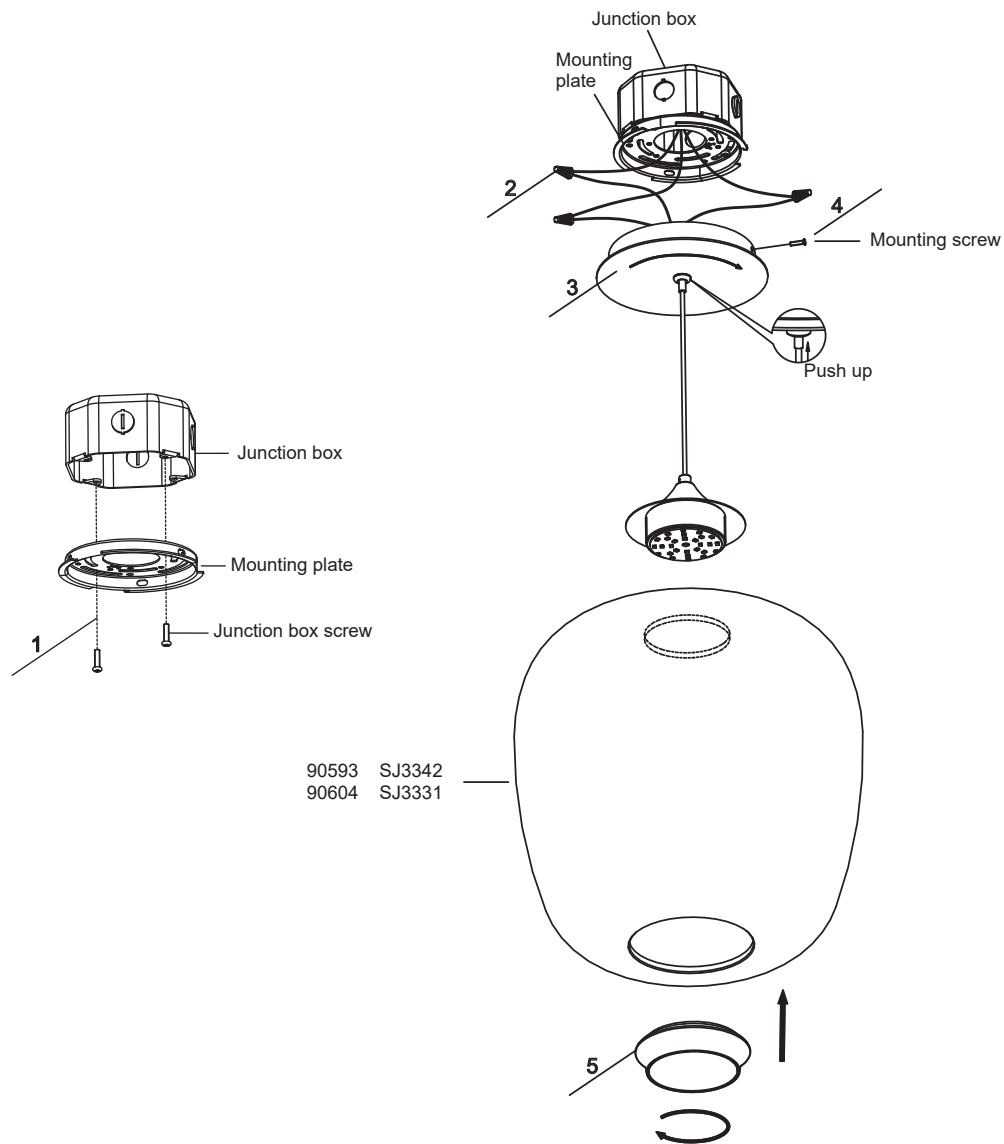
 **SCHONBEK** | 1870

 **SCHONBEK** | 1870

								
SJ3331:15W SJ3342:22W		120/277V						

WWW.SCHONBEK.COM/INSTALLATIONMANUAL

All electrical components must be installed by a licensed electrician in accordance with the National Electric Code and the appropriate local electrical codes.



本页仅用于版本控制，请勿印刷！

序号	变更说明	变更人	变更日期
1	增加型号 SJ3331	杨嘉霖	2022/10/17
2			
3			
4			
5			



料发：7D11001212
设计：杨嘉霖 09/27/2022

规格：80克进口书写纸 A4，双面印刷，短边对折一下
审核：[Signature] 10/18/2022 标准化：[Signature] 10/19/2022

图号：SJ3342-11 B
批准：[Signature] 10/19/2022