

**PRODUCT DESCRIPTION**

Thin discs of evenly illuminated LED create the impression of recessed lighting. The die-cast aluminum housings are available in White, Black, Satin Nickel, and Polished Chrome all with a thoughtfully recessed White polycarbonate diffuser. High efficiency and good color rendering make this a perfect choice for your next project. Use the optional pendant adapter to convert any size to a hanging fixture.




**MEASUREMENTS**

DIMENSION : 15" L x 15" W x 1.5" H  
 HANGING WEIGHT : 6.4 lb

**LAMPING**

INPUT VOLTAGE : 120V  
 LUMENS : 2,250 Rated (1,750 Del.)  
 BULB : 1 x 25W LED PCB Intergrated , 25W Total  
 BULB INCLUDED : (Integrated)  
 DIMMABLE : ELV or Triac CL  
 CRI : 90 CRI  
 COLOR\_TEMP : 3000K

**FINISHES OPTION**

-  Black
-  Satin Nickel
-  White

**GLASS**

White WT

**MATERIAL**

Aluminum+Acrylic

**RATINGS**

cELusWet Location  
 Energy Star  
 JA8 Listed



**ADDITIONAL**

RATED LIFE 50000 Hours  
 OPERATING TEMPERATURE:  
 -20°C (-4°F), 40°C (104°F)

Always consult a qualified electrician before installing any lighting product.



**WESTERN DISTRIBUTION CENTER (HEADQUARTER)**  
 253 NORTH VINELAND AVE | CITY OF INDUSTRY, CA 91746

**EASTERN DISTRIBUTION CENTER**  
 4200 SHIRLEY DR. | ATLANTA, GA 30336

P. 626.956.4200 | F. 626.956.4225 | maximlighting.com