


PRODUCT NAME: Profile  
ITEM NUMBER: 87595 87597 87599

Please consult your electrician for hanging fixture and wiring.



87595: 8W LED 3000K NOT DIMMABLE  
87597: 12W LED 3000K NOT DIMMABLE  
87599: 15W LED 3000K NOT DIMMABLE

Locate all hardware & components before discarding packaging

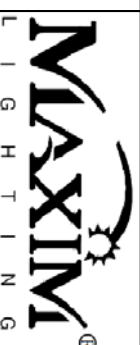
Cleaning & Care:

Clean with soft cloth and a mild detergent.

DO not use abrasive cleaner.

PRODUCTS ARE NOT INTENDED FOR COMMERCIAL USE.

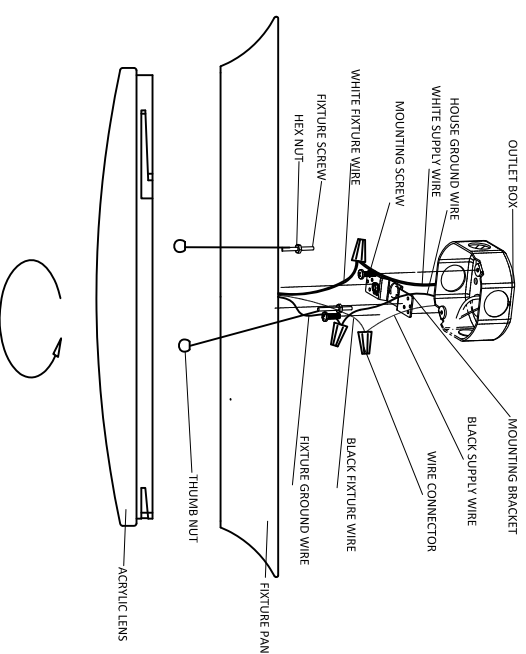
MADE IN CHINA  
Page 1 of (2)



PRODUCT NAME: Profile  
ITEM NUMBER: 87595 87597 87599

**CAUTION:** Turn off the main power at the circuit breaker before installing and servicing the fixture to prevent possible injury from electric shock.

All electrical connections must be in accordance with local and National Electrical Code (N.E.C.) standards. If you are unfamiliar with proper electrical wiring connections, obtain the services of a qualified electrician.



1. Remove **MOUNTING BRACKET** from fixture and install to **OUTLET BOX**.
2. Wires must be connected to driver found inside canopy. Wire driver input wires to supply wires in outlet box. Green wire is for Ground.
3. Install fixture to **BRACKET** and using **DECORATIVE NUTS** provided.
4. Line the acrylic shade up with the bumps on the inner part of the fixture pan, Twist the acrylic shade until it is secure

PRODUCTS ARE NOT INTENDED FOR COMMERCIAL USE.