




PRODUCT NAME: Goblet 1-Light Semi Flush Mount
ITEM NUMBER: 26129

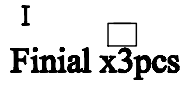
Please consult your electrician for hanging fixture and wiring.



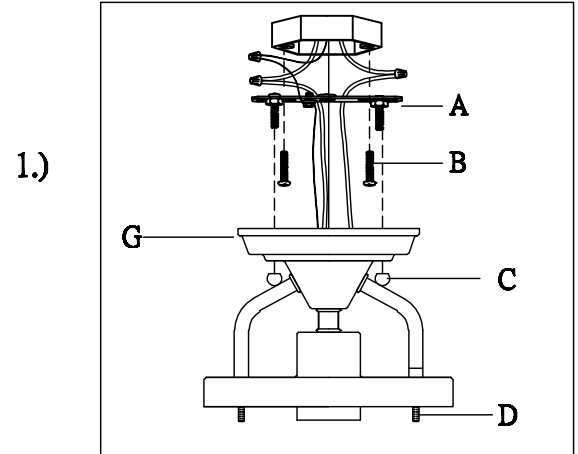
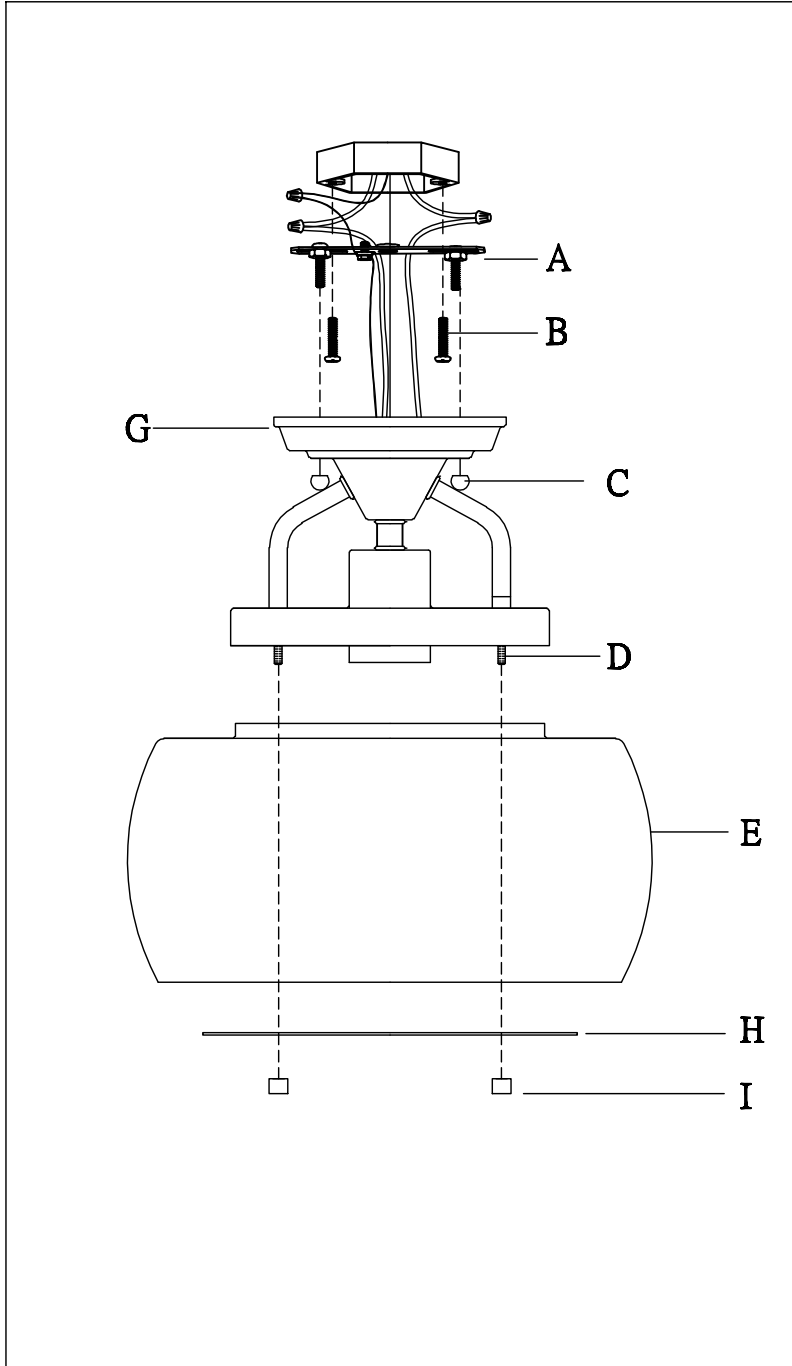
Bulb(not included):1-60 Watt MB Incandescent Base Bulbs

MADE IN CHINA
Page 1 of (2)

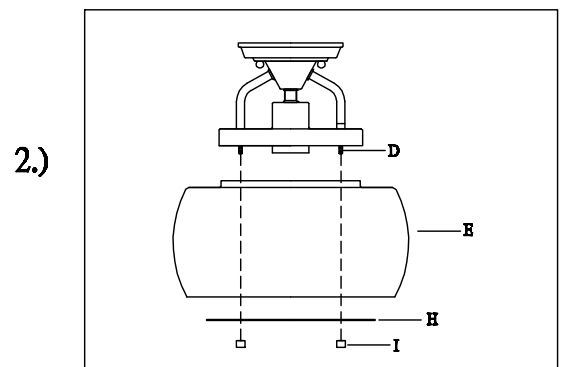
IMPORTANT: Turn off the power at the main fuse or circuit breaker box before starting installation



Locate all hardware & components before discarding packaging



Step 1: Install the Crossbar (A) to electrical box by Screws (B). Attached the fixture to the Ceiling and secure by Ball nuts (C). Carefully remove packaging from fixture. Wire fixture to wires in outlet box. Green wire is for Ground.



Step 2: Place glass(E) over Nipples (D), and secured with Metal Plate (H) and Hex nut(I), attach Finial(K).

Cleaning & Care:

Clean with soft cloth and a mild detergent. Do not use abrasive cleaner.