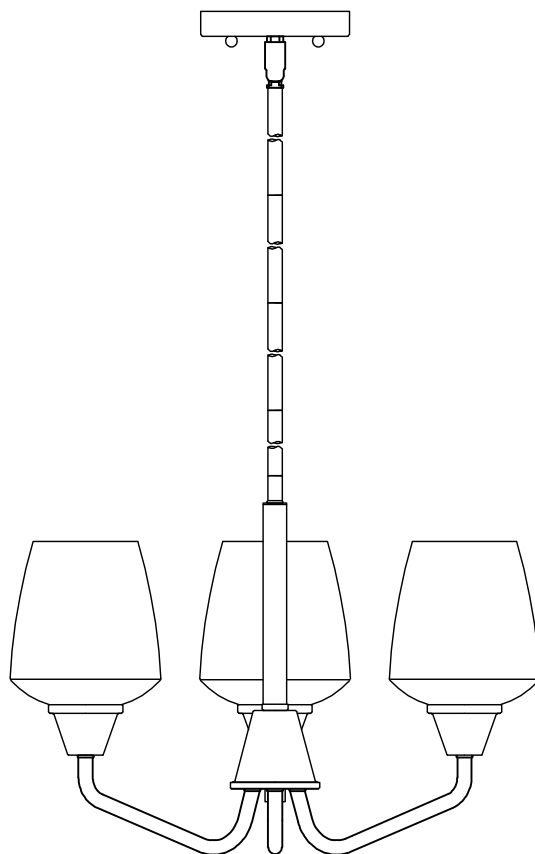




**PRODUCT NAME: Goblet 3lt chandelier**  
**ITEM NUMBER: 26124**

**Please consult your electrician for hanging fixture and wiring.**



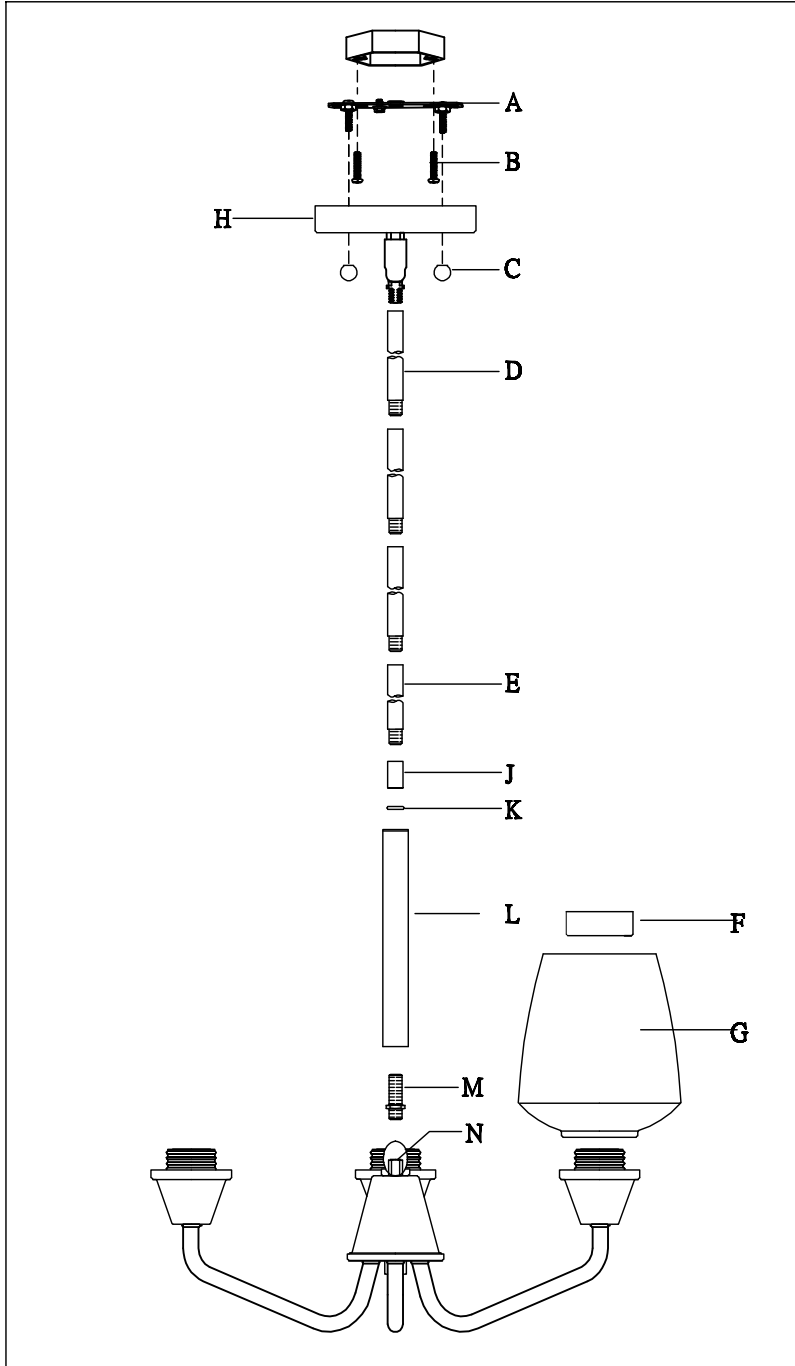
**Bulb(not included):3-60 Watt MB Incandescent Base Bulbs**

**MADE IN CHINA**  
**Page 1 of (2)**

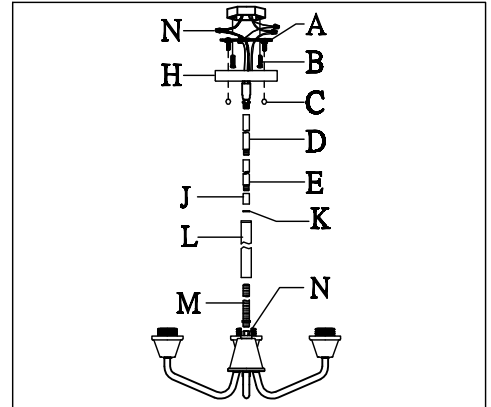
**IMPORTANT: Turn off the power at the main fuse or circuit breaker box before starting installation**

- |                               |                         |                            |                        |                       |                         |
|-------------------------------|-------------------------|----------------------------|------------------------|-----------------------|-------------------------|
| <b>A</b><br>Crossbar x1pc     | <b>B</b><br>Screw x2pcs | <b>C</b><br>Ball nut x2pcs | <b>D</b><br>Stem x3pcs | <b>E</b><br>Stem x1pc | <b>F</b><br>Glass x3pcs |
| <b>G</b><br>Socket ring x3pcs | <b>H</b><br>Canopy x1pc | <b>J</b><br>Tube x1pc      | <b>K</b><br>Ring x1pc  | <b>L</b><br>Tube x1pc | <b>M</b><br>Nipple x1pc |

**Locate all hardware & components before discarding packaging**

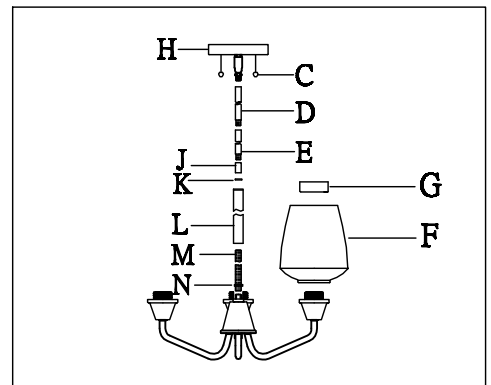


1.)



**Step.1: Remove mounting bracket from fixture and install to electrical box**  
**Run wire through stems and combine stem lengths to meet desired mounting height.**  
**Wire fixture to wires in outlet box.**  
**Green wire is for Ground.**  
**Install fixture to bracket and tighten screws at the ends of the canopy to secure.**

2.)



**Step .2: Attached the glass(F) on the socket, then secure by socket ring(G).**

**Cleaning & Care:**

**Clean with soft cloth and a mild detergent.**  
**Do not use abrasive cleaner.**