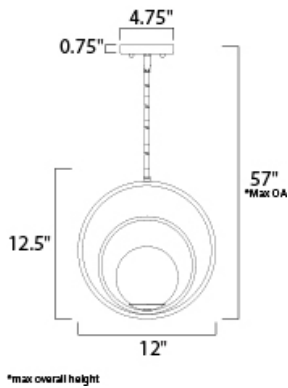


**PRODUCT DESCRIPTION**

Adjustable rings available in Polished Chrome or Satin Brass add dimension to this contemporary pendant design. Opal white glass softly diffuses light to complete the look.





**MEASUREMENTS**

- DIMENSION : 12" W x 12.5" H
- MAX OAH : 57" OAH
- CANOPY : 4.75" W x 0.75" H
- HANGING WEIGHT : 4.33 lb

**LAMPING**

- INPUT VOLTAGE : 120V
- BULB : 1 x 60W Incandescent E12 Candelabra , 60W Total
- BULB INCLUDED : (Not Included)
- DIMMABLE : Yes

**FINISHES OPTION**

-  Polished Chrome
-  Satin Brass

**GLASS**

Satin White SW

**MATERIAL**

Steel, Glass

**RATINGS**

cULus  
Dry Location



**ADDITIONAL**

ADJUSTABLE  
SLOPE: 120  
OPERATING TEMPERATURE:  
-20°C (-4°F), 40°C (104°F)

Always consult a qualified electrician before installing any lighting product.



**WESTERN DISTRIBUTION CENTER (HEADQUARTER)**  
253 NORTH VINELAND AVE | CITY OF INDUSTRY, CA 91746  
**EASTERN DISTRIBUTION CENTER**  
4200 SHIRLEY DR. | ATLANTA, GA 30336  
P. 626.956.4200 | F. 626.956.4225 | maximlighting.com