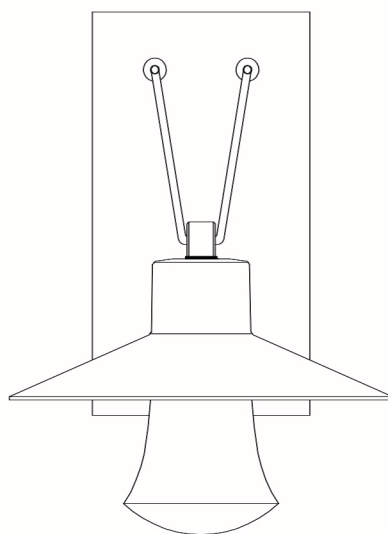




PRODUCT NAME: Civic Outdoor Lantern

ITEM NUMBERS: 54360 / 54362 / 54364

Please consult your electrician for hanging fixture and wiring.



WARNING:

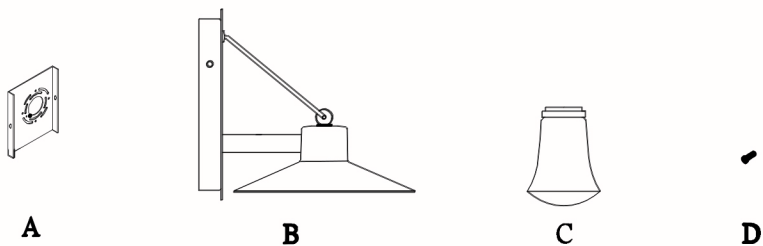
Fixture may be dimmed using an electronic low voltage dimmer.

Bulb (included): 6w / 11W/ 11W LED

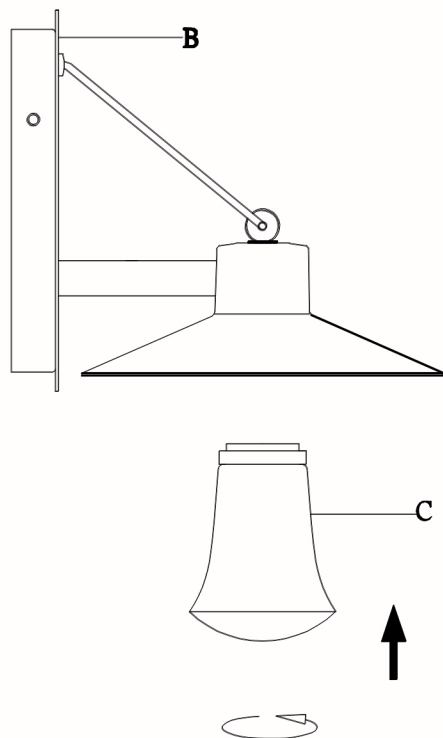
**PRODUCTS ARE NOT INTENDED
FOR COMMERCIAL USE**

**MADE IN CHINA
Page 1 of (2)**

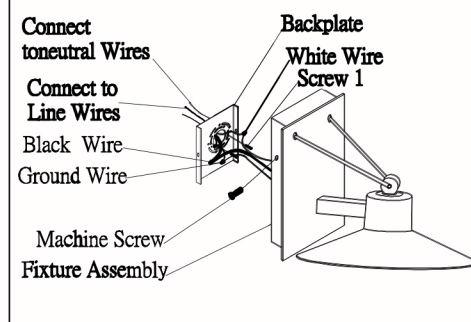
IMPORTANT: Turn off the power at the main fuse or circuit breaker box before starting installation



Locate all hardware & components before discarding packaging

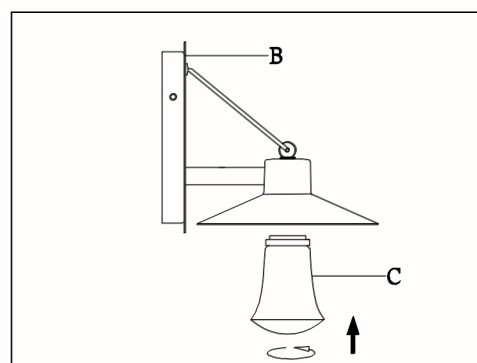


1.)



Step 1: Remove mounting bracket from fixture and install it to the electrical box. Wire fixture to wires in outlet box. Green wire is for ground

2.)



Step 2: Twist glass to lock until tight.

Cleaning & Care:

Clean with soft cloth and a mild detergent.
Do not use abrasive cleaner.