

PH ARTICHOKE GLASS

Designed by Poul Henningsen



Description

The fixture provides 100% glare-free light. The 72 precisely positioned leaves form 12 unique rows of six leaves each. They illuminate the fixture, as well as emit diffused light with a unique pattern. Reflection from the light source is diffused in the sandblasted lower surfaces, and this light is reflected decoratively in the top surfaces, giving the fixture a unique glow. The surface treatment on the glass leaves eliminates direct glare. For the energy saving LED variant, the quality of light and atmosphere surrounding the product is kept at the highest level.

Variants

VARIANT NUMBER	COLOR, RAL	W / H / L (IN) / W (LB)
10000128777	CLR GLS SBL, 958	28.3 / 25.6 / 28.3 IN / 54.2 LB
10000128778	CLR GLS SBL, 958	33.1 / 28.3 / 33.1 IN / 70.5 LB
10000130401	CLR GLS SBL, 958	23.6 / 22.8 / 23.6 IN / 44.3 LB
10000130402	CLR GLS SBL, 958	23.6 / 22.8 / 23.6 IN / 44.3 LB
10000141085	CLR GLS SBL, 958	28.3 / 25.6 / 28.3 IN / 54.2 LB
10000141086	CLR GLS SBL, 958	33.1 / 28.3 / 33.1 IN / 70.5 LB
5847901441	CLR GLS SBL, 958	18.9 / 18.4 / 18.9 IN / 24.1 LB

Materials & Finishes

MATERIALS

Leaves: Clear glass, sandblasted. Top shade: High lustre chrome plated or white, spun brass.
Frame: High lustre chrome plated, laser cut brass. Suspension: High lustre chrome plated,

louis poulsen

spun aluminum.

FINISHES

Clear glass, sandblasted.

Mounting

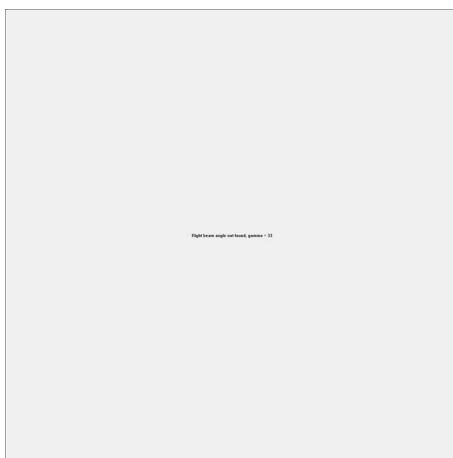
Mounting: Suspension type: 3x stainless steel aircraft cables. Suspension length: 12'.
Canopy: White. Cord type: 3-conductors (non-LED) / 2-conductors (LED), 18 AWG white PVC power cord. Cord color: white cord, except for copper non-LED variants have black cord. Cord length: 12'. For mounting instructions, see download section on the product detail page.

Information

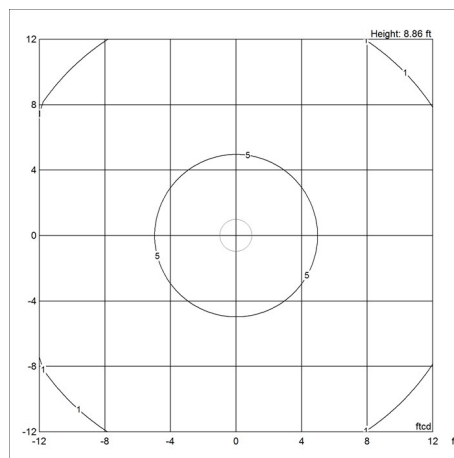
Electrical:
System Wattage: 96W (LED); 200W (INC)
LED Wattage: 184 W or 88 W
Delivered lumens: 2,243 - 7,762
Efficacy: 11.2 lm/W - 80.9 lm/W
Certifications:
cULus, Dry Location
Protection class IP20
Controllability: 0-10V Dimming (LED variants); Phase dimming (incandescent variants)
Color Rendering: $R_a \geq 90$ for LED variants.
Performance dependent upon screw-base lamp used in socketed variants. For the E-socket product variants, bulbs are not included. LED light source is part of the product.

Light distribution diagrams

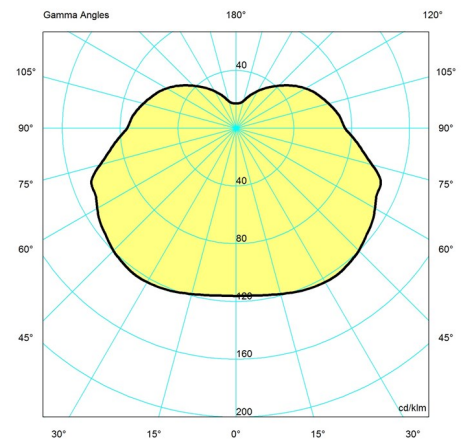
CARTESIAN



ISOLUX



POLAR



Variant Options For particular variant options, please check our online Product Variants Configurator on the product detail page.

VARIANT NO.	LIGHT SOURCE	VOLTAGE/FRQ	LUMEN	FEATURES	CABLE
10000128777	LED 3000K	120-277V/60HZ	7762	Dim 0-10v	Wht
10000128778	LED 3000K	120-277V/60HZ	7762	Dim 0-10v	Wht
10000130401	LED 2700K	120-277V/60HZ	4811	Dim 0-10v	Wht
10000130402	LED 3000K	120-277V/60HZ	5005	Dim 0-10v	Wht
10000141085	LED 2700K (ra90)	120-277V/60HZ	7462	Dim 0-10v	Wht
10000141086	LED 2700K (ra90)	120-277V/60HZ	7462	Dim 0-10v	Wht
5847901441	A-23/CL medium	120V	2243	-	Wht

Specification Notes

- a. 18.9" available in 200W incandescent or 44W LED.
- b. 23.6" available only in 59W LED
- c. 28.3" and 33.1" available only in 96W LED.
- d. Incandescent variants available only in 120V.
- e. LED variants available only in 120-277V with 0-10V dimming.