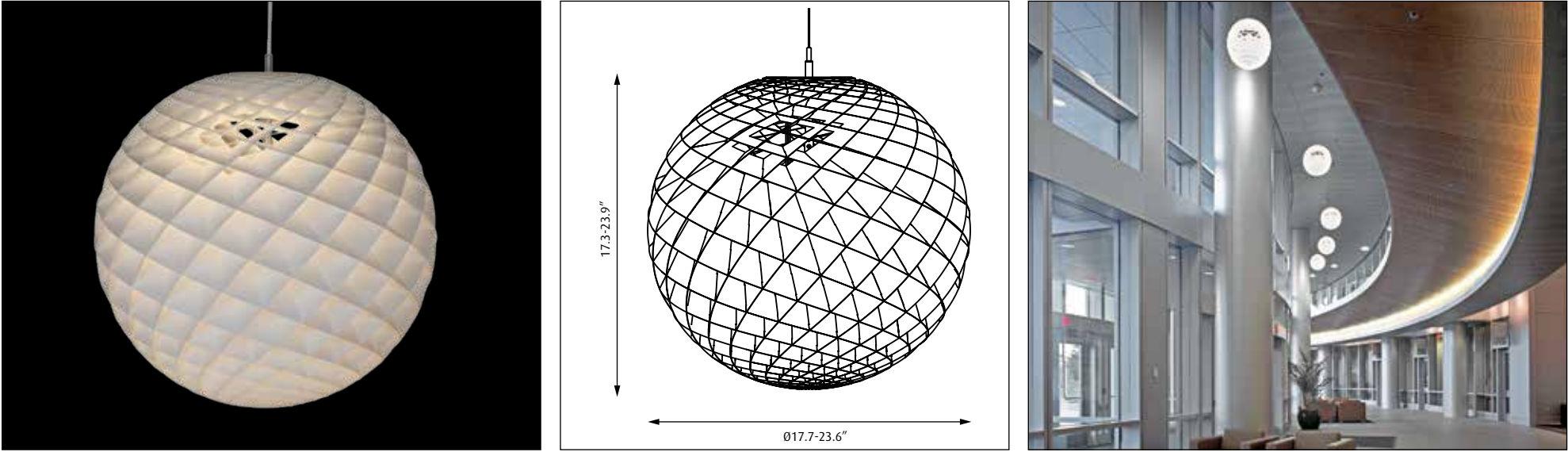



Design Øivind Slaatto




Light source	Voltage	Weight	Electric shock protection	Ingress protection
17.7": 1/100W/INC/E26  23.6": 1/200W/INC/E26	120V	Max 4.4 Lbs Max 6.6 Lbs	Cl. I	IP 20

Recommended cleaning substances:
Wipe off dust with a dry, soft cloth. Remove greasy spots etc. with a soft cloth dampened in lukewarm water (<122° F/ 50° C) with a mild detergent.
Use a thin brush through the openings or use compressed air to remove dust from the lamellae.

Warning: Scouring powder and similar substances will scratch surfaces.

All installation is subject to local code and jurisdiction. Consult a qualified electrician to ensure correct branch circuit conductor.
The installer must ensure that the ceiling can support the luminaire's weight. The installer must if necessary reinforce the ceiling structure by adequate means.



Louis Poulsen A/S disclaims any liability if a half mirror light bulb is used. This type of light source reflects the heat and may damage/melt parts of the fixture.

