


# PATERA OVAL

19.7 IN / LED 3000K / 120-277V/60HZ / White matte / White textile / - / Dim 0-10v / - / 5741936072

The pendant is a glowing ellipsoid made up of diamond-shaped cells. Each cell has been carefully designed to capture light and to conceal the light source when viewed from angles above 40 degrees. Below 40 degrees, the lamp provides direct, downward light. The round opening underneath provides direct light with a soft transition toward the reflected light. The pendant can be used with or without a diffuser plate, depending on whether or not the view of the light source creates an unwanted glare.



## Øivind Slaatto

Øivind Slaatto (born 1978) is a promising Danish designer, recognised for his simple and poetic solutions. Nature is Øivind's most important source of inspiration. He also seeks to transfer characteristics such as rationality, logic and harmony to his designs.



## Product info

### Information

Electrical: System Wattage: 41W (LED); 40W (INC) LED Wattage: 39W Delivered lumens: 2,553 - 2,656 (LED)  
Efficacy: 62 lm/W - 65 lm/W (LED) Certifications: cULus, Damp Location Protection class IP20 Controllability: 0-10V Dimming (LED variants); Phase dimming (incandescent variant) Color Rendering: Ra≥90 for LED variants.  
Performance dependent upon screw-base lamp used in socketed variants.

### Mounting

Canopy: White. Cord type: 2-conductor, 18 AWG white cloth-covered power cord. Cord length: 12'. LED: Canopy contains driver.

### Finish

White, matte coated.

### Materials

Shade: matte PVC sheet. Frame: White, opal, matte-coated injection-molded polycarbonate with steel reinforcing rods. Stem: aluminum. LED: Aluminum heatsink. Bottom diffuser: Injection-molded opal white acrylic.

### Sizes and weight

Width x Height x Length (in.) | 19.7 x 14.2 x 19.7 Max 6.5 lbs

### Compliance

cULus, Damp location.

### Specification notes

a. Incandescent variant available only in 120V. b. LED variants available only in 120-277V with 0-10V dimming.

### Light source

LED 3000K  
Lumen: 2656

### Information

Electrical:  
System Wattage: 41W (LED); 40W (INC)  
LED  
Wattage: 39W  
Delivered lumens: 2,553 - 2,656 (LED)  
Efficacy: 62 lm/W - 65 lm/W (LED)  
Certifications:  
cULus, Damp Location  
Protection class IP20  
Controllability: 0-10V Dimming (LED variants); Phase dimming (incandescent variant)  
Color Rendering: Ra≥90 for LED variants.  
Performance dependent upon screw-base lamp used in socketed variants.



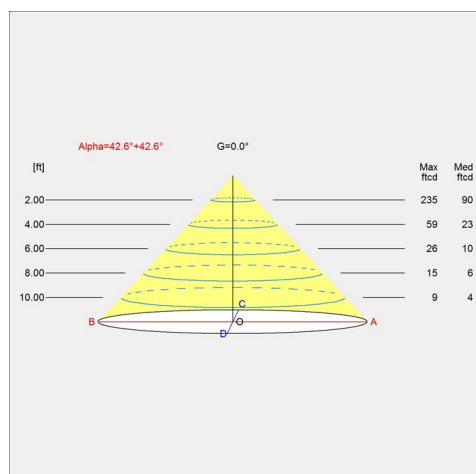
## Product family



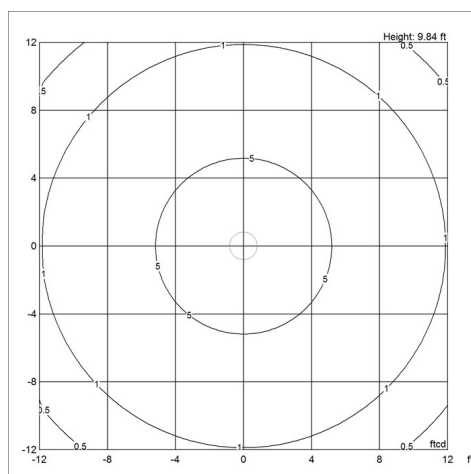
Patera

# Light distribution diagrams

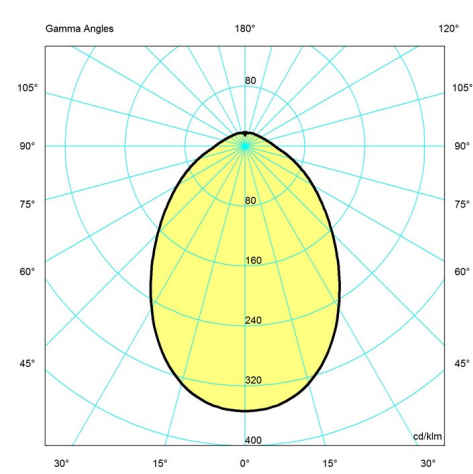
## Cartesian



## Isolux



## Polar



## Data specifications

Colour	<b>White matte</b>	Length	<b>19.7</b>
Width	<b>19.7</b>	Height	<b>14.2</b>
Built-in Height	-	IP class	<b>20</b>
Class	-	Net Weight	<b>6.5</b>
Standby (W)	-	Power Factor (P = 100 % / P = 50 %)	<b>0.9</b>
Inrush Current	<b>0.32 AMP(2)-SEC / 200µs</b>	Light source	<b>LED 3000K</b>
Kelvin	<b>3000</b>	CRI	<b>90</b>
SDCM	<b>3</b>	Lumen	<b>2656</b>
Watt	<b>41</b>	Efficacy	<b>65</b>
Light control	<b>Dim 0-10v</b>	Min. Dim Level (%)	<b>10</b>

---

UGR Transversal / Axial	16.4/16.4
-------------------------	-----------

---

Driver life	-
-------------	---

---

---

L80B50 (hours)	-
----------------	---

---