


LP GRAND SURFACE

LP-GRAND-SURF / 12.6 IN / LED 4000K / 120-277V/60HZ / Black / W/UPLIGHT / - / Wall & surface / Phase+dim 0-10v / - / 5741939383

The circular luminaire emits a combination of softly diffused, glare-free, downwardly directed light and reflected indirect light from its curved upper rings. A large angled reflector encircles the diffuser and reduces the contrast around the edge. The top reflector is perfectly curved to distribute uplight at a broad angle. A colored outer shade surrounds the reflector and creates an interreflection of light, resulting in a graceful glow on the outside of the top and bottom reflectors. In total, it creates four rings of light surrounding the central diffuser.



Christian Flindt

Christian Flindt (1972-) graduated with an MAA and MDD from Aarhus School of Architecture in 2002. He then started his own design company in 2003. Here, he placed high emphasis on communication between people, and his focus on this area finds expression in his approach to re-evaluating furniture.



Product info

Environmental Product Specification

This product is compliant with the requirements contained in the European Directives, RoHS Directive 2011/65 and 2015/863. This product is designed so that 100% of the product can be disassembled and reused.

Information

Electrical: System Wattage: 12W, 60W, 113W or 200W LED Wattage: 10W, 55W, 108W or 184W Delivered lumens: 1,052 - 22,529 Efficacy: 88 lm/W - 112.6 lm/W Certifications: cULus, Damp Location Protection class IP20 Controllability: 0-10V Dimming all sizes; Phase dimming on 12.6" size Color Rendering: Ra≥90

Mounting

Ø320/Ø580: Mounted directly to finished surface over a recessed 4" octagonal junction box.

Finish

Reflector: Matte-white satin finish. Outer shade (outside): Matte (black and champagne) or gloss (white). Wet-painted surface. Diffuser: Glossy.

Materials

Ø320: Top reflector: ABS. Bottom reflector: ABS. Outer shade: ABS. Diffusor: PMMA. Housing: Die-cast Aluminum. Ø580: Top reflector: ABS. Bottom reflector: PE. Outer shade: ABS. Diffusor: PMMA. Housing: ABS. Ø880: Top reflector: PE. Bottom reflector: PE. Outer shade: ABS. Diffusor: PMMA. Housing: ABS. Ø1480: Top reflector: PE. Bottom reflector: PE. Outer shade: ABS. Diffusor: PMMA. Housing: ABS.

Sizes and weight

Width x Height x Length (in.) | 34.6 x 7.9 x 34.6 Max 36.2 lbs | 22.8 x 6.3 x 22.8 Max 14.4 lbs | 58.3 x 10.2 x 58.3 Max 103.9 lbs | 12.6 x 3.5 x 12.6 Max 5.6 lbs

Compliance

cULus, Damp location.

Specification notes

a. 22.8 IN size available only in 60W. b. 34.6 IN size available only in 114W. c. 58.3 IN size available only in 200W.

Light source


LED 4000K
Lumen: 1166

Information

Electrical:
System Wattage: 12W, 60W, 113W or 200W
LED Wattage: 10W, 55W, 108W or 184W
Delivered lumens: 1,052 - 22,529
Efficacy: 88 lm/W - 112.6 lm/W
Certifications:
cULus, Damp Location
Protection class IP20
Controllability: 0-10V Dimming all sizes; Phase dimming on 12.6" size
Color Rendering: Ra≥90



Product family



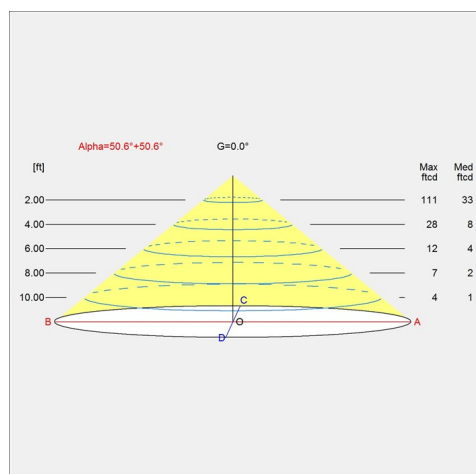
LP Grand Suspended



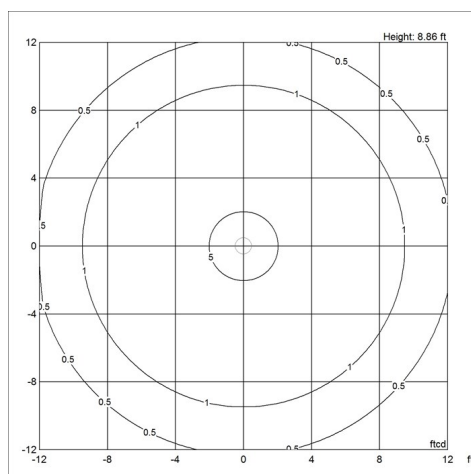
LP Grand Wall

Light distribution diagrams

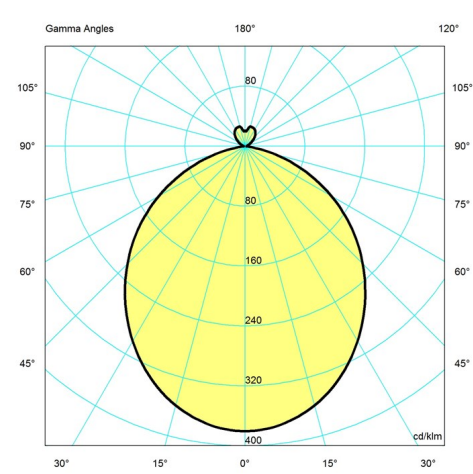
Cartesian



Isolux



Polar



Spare parts & accessories

Product	Variant number
LP GRAND 580 REPLACEMENT KIT LED 3K	5741098127
LP GRAND 580 REPLACEMENT KIT LED 35K UPL	5741913448
LP GRAND 880 REPLACEMENT KIT LED 35K UPL	5741913451
LP GRAND 1480 REPLACEMENT KIT LED 35K UP	5741913464
LP GRAND 580 REPLACEMENT KIT LED 35K90	5741918524
LP GRAND 880 REPLACEMENT KIT LED 35K90	5741918537
LP GRAND 1480 REPLACEMENT KIT LED 35K90	5741918540
LP GRAND 320 FRONT PART W DIFFUSER	5741108729

Data specifications

Colour	Black	Length	12.6
Width	12.6	Height	3.5

LP Grand Surface

Built-in Height	-
Class	I
Standby (W)	-
Inrush Current	-
Kelvin	4000
SDCM	3
Watt	12
Light control	Phase+dim 0-10v
UGR Transversal / Axial	19.5/19.5
Driver life	-

IP class	20
Net Weight	5.6
Power Factor (P = 100 % / P = 50 %)	-
Light source	LED 4000K
CRI	90
Lumen	1166
Efficacy	97
Min. Dim Level (%)	10
L80B50 (hours)	>100.000