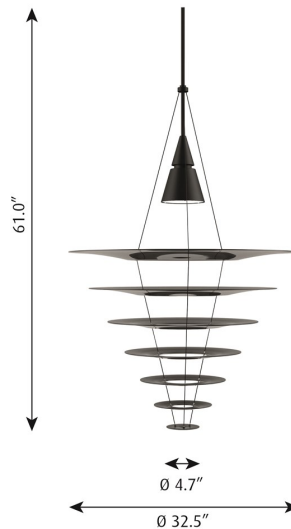


ENIGMA 825

Designed by Shoichi Uchiyama



Description

The fixture emits glare-free, soft, comfortable, downward light. The shade design ensures even illumination of the surface. The matte upper surface diffuses the light, while the glossy lower surface ensures optimal reflection.

Variants

VARIANT NUMBER	COLOR, RAL	W / H / L (IN) / W (LB)
5741918757	BLK, 369	32.5 / 61 / 32.5 IN / 23.5 LB
5741918760	BR ALU, 184	32.5 / 61 / 32.5 IN / 19.9 LB

Materials & Finishes

MATERIALS

Cone and pendant tube: Wet painted brushed aluminum. Wire: Stainless steel. Shades: Acrylic.

FINISHES

Aluminum colored or black, wet painted brushed aluminum. Shades: White or black acrylic.

louis poulsen

Mounting

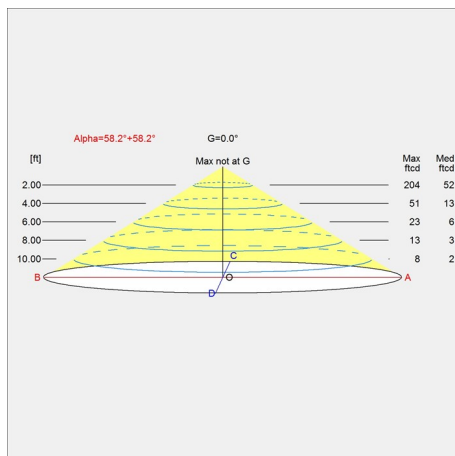
Suspension type: 1x stainless steel aircraft cable. Canopy: White or black. Cord type: 2-conductor, 18 AWG white or black PVC power cord. Cord length: 12'. For mounting instructions, see download section on the product detail page.

Information

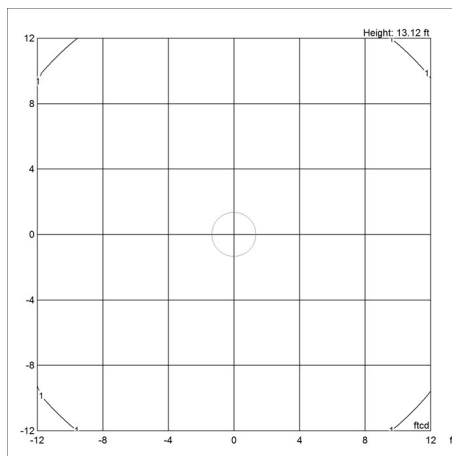
Electrical:
 System Wattage: 62W
 LED Wattage: 57 W
 Delivered lumens: 3,401 - 5,883
 Efficacy: 54.9 lm/W - 94.9 lm/W
 Certifications:
 cULus, Damp Location
 Protection class IP20
 Controllability: 0-10V Dimming
 Color Rendering: Ra≥90 For the E-socket product variants, bulbs are not included. LED light source is part of the product.

Light distribution diagrams

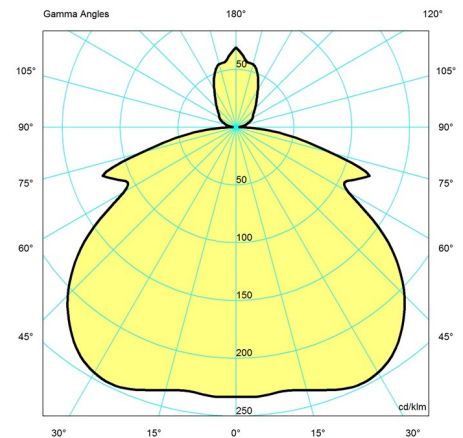
CARTESIAN



ISOLUX



POLAR



Variant Options

For particular variant options, please check our online Product Variants Configurator on the product detail page.

VARIANT NO.	LIGHT SOURCE	VOLTAGE/FRQ	LUMEN	FEATURES	CABLE
5741918757	LED 3000K	120-277V/60HZ	3401	Dim 0-10v	Blk
5741918760	LED 3000K	120-277V/60HZ	3401	Dim 0-10v	Transparent cable