

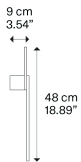
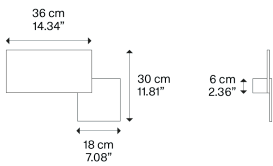
Puzzle,
Design by Studio Italia Design

Model Puzzle square & rectangle

Essential forms in metal, square and rectangular, which seem to disappear in the ceiling or wall. In Puzzle lamps, light becomes the feature element of living spaces, creating soft, geometric effects.



Puzzle square & rectangle



Light source

LED
3000 K
2 x 18 W / 3600 lm
120V
CRI 92
MacAdam 3-Step

Structure: Metal

	Code
● Matte White – 9016	146402
● Matte Black – 9005	146435

Net weight: 6.42 lbs

Parcels: 1



IP20

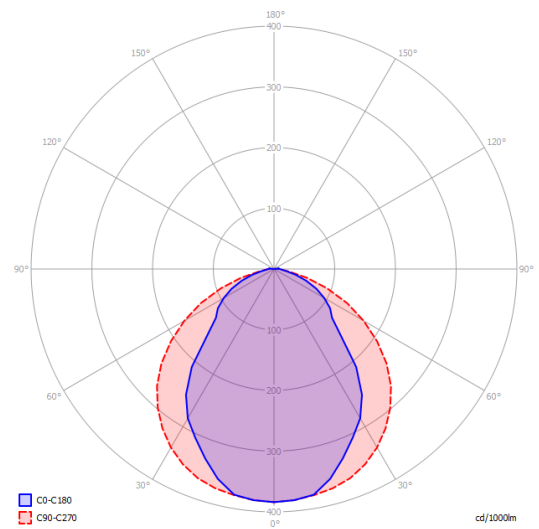
Energy Saving

Dim Triac


Puzzle square & rectangle

LED
 3000 K
 2 × 18 W / 3600 lm
 120V
 CRI 92
 MacAdam 3-Step


Polar diagram



Options of Puzzle



Puzzle single square



Puzzle double square



Puzzle double rectangle