


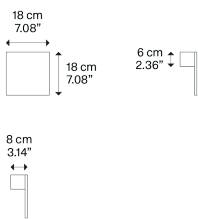
Puzzle,
Design by Studio Italia Design

Model Puzzle single square

Essential forms in metal, square and rectangular, which seem to disappear in the ceiling or wall. In Puzzle lamps, light becomes the feature element of living spaces, creating soft, geometric effects.



Puzzle single square



Light source

LED
3000 K
18 W / 1800 lm
120V
CRI 92
MacAdam 3-Step

Structure: Metal

● Matte White – 9016
● Matte Black – 9005

Code

146404
146431

Net weight: 2.56 lbs

Parcels: 1



IP20

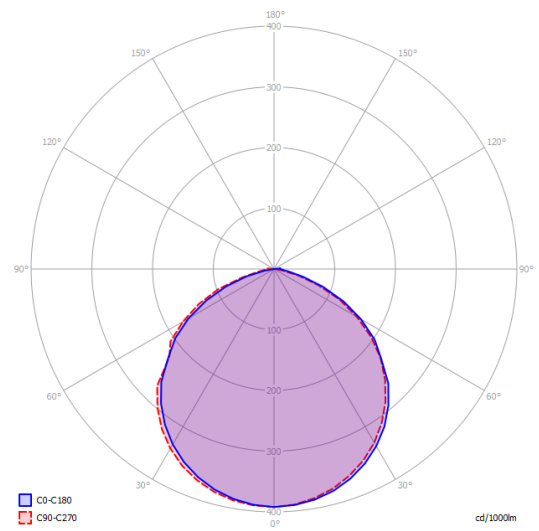
Energy Saving

Dim Triac


Puzzle single square

LED
 3000 K
 18 W / 1800 lm
 120V
 CRI 92
 MacAdam 3-Step

Polar diagram



Options of Puzzle



Puzzle double square



Puzzle square & rectangle



Puzzle double rectangle