

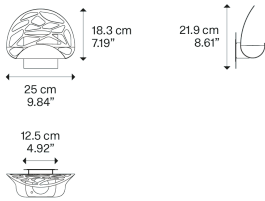
Kelly,
Design by Andrea Tosetto

Model Kelly

Seductive beauty with a bold personality thanks to the strong and precise laser cuts, which lighten the metal of the lampshade and create an intriguing play of light and shadow. Kelly is a multifaceted family of suspension and wall lamps that stand out with elegance in any living space thanks to the variety of available forms and finishes.



Kelly





Light source

LED
3000 K
18 W / 1800 lm
120 V
CRI 92
MacAdam 3-Step

LED included

Structure: Metal

| | Code |
|---|--------|
|  Matte White – 9010 | 141411 |
|  Coppery Bronze | 141412 |

Net weight: 1.76 lbs

Parcels: 1



IP30

Energy Saving 

Dim Triac 