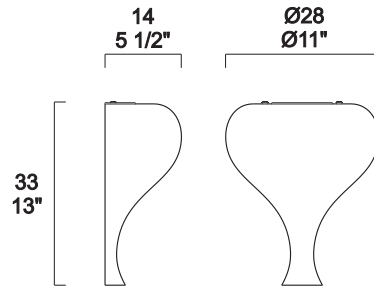


# SUMMER WALL E26

rev. 0

Design: Eva Zeisel  
Codice: 0705364365252 bianco/bianco  
0705364365352 bianco/ambra




## WARNING:

- DISCONNECT POWER BEFORE STARTING INSTALLATION OF FIXTURE.
- INSTALL IN ACCORDANCE WITH THE NATIONAL AND LOCAL CODES.
- FOLLOW DIRECTIONS CAREFULLY TO AVOID SCRATCHING THE GLASS DIFFUSER.

## TECHNICAL DATA

1 X MAX 100W  
E26 TYPE A  
120V / 60Hz



LOCATION



# ASSEMBLY INSTRUCTIONS

L E U C O S<sup>®</sup>

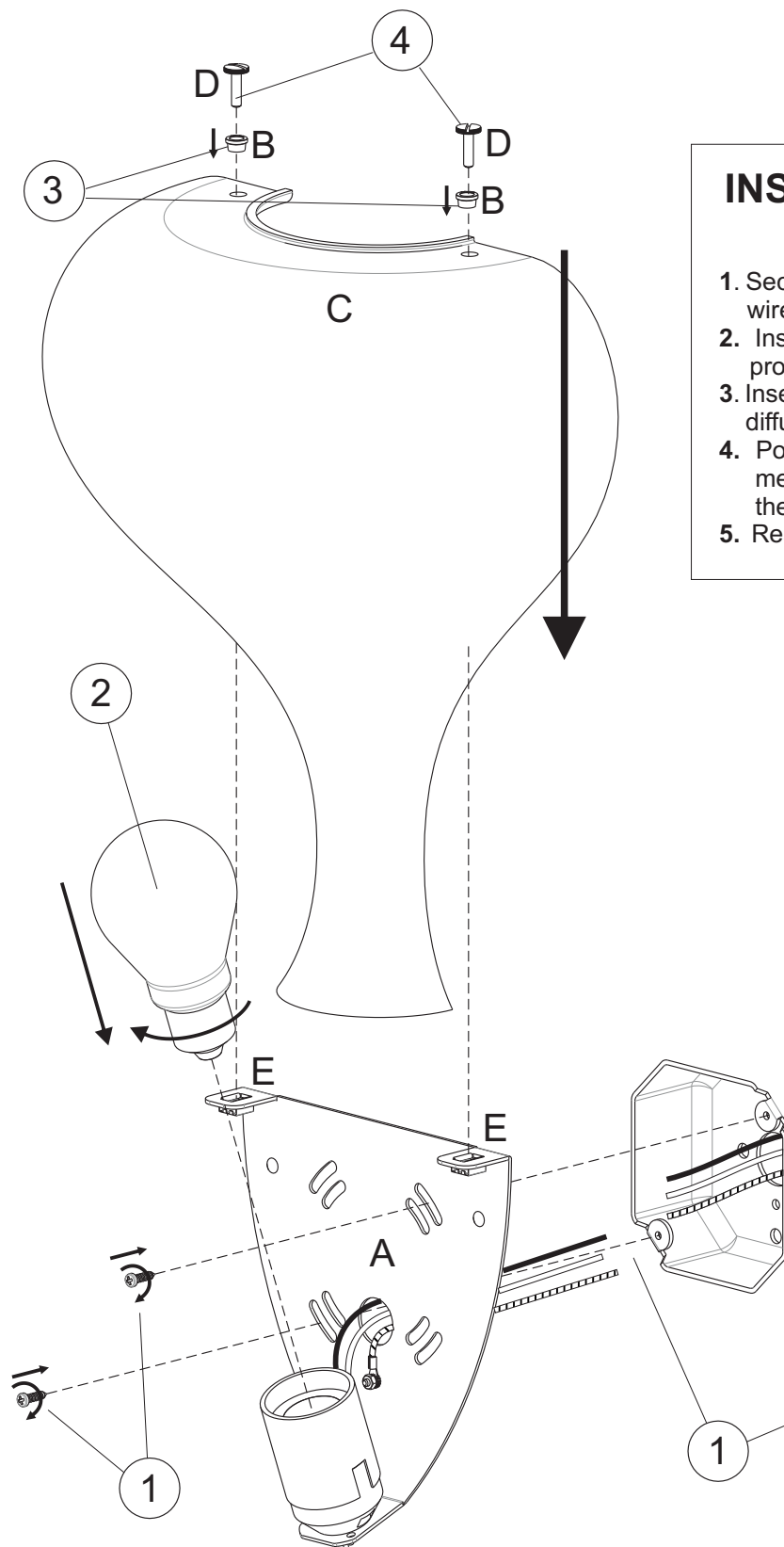
# SUMMER WALL E26

Designed by: Eva Zeisel

LEUCOS USA  
11 Mayfield Avenue  
Edison, NJ 08837 USA  
Phone (732) 225-0010 Fax (732) 225-0250  
info@leucosusa.com  
www.leucosusa.com

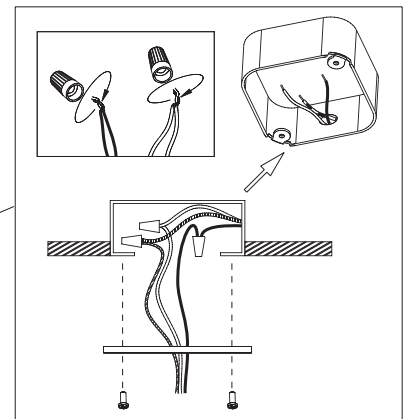


FOLLOW THE ASSEMBLY INSTRUCTIONS BY READING THE NUMERICAL PROGRESSION.



## INSTALLATION INSTRUCTIONS

1. Secure the back plate "A" to the wall and connect the wires to the power supply.
2. Install the lamp and make sure that it operates properly before installing the glass diffuser.
3. Insert the two grommets "B" into the holes of the glass diffuser "C".
4. Position the glass diffuser "C" and secure it to the metal plate "A" with two thumb screws "D" through the threaded nuts "E".
5. Restore power.



The safety and reliability are guaranteed only when installation instructions are properly followed. Please retain this instruction sheet for future reference.