


ADTH703TUM4, ADTH703TUW4

Tru-Universal Touch Style Dimmers

adorne® Tru-Universal Dimmers do something today's dimmers don't: they simply work – with virtually any dimmable lamp, load, and fixture on typical residential and light commercial wiring (with the exception of 0-10V LED drivers). Once a user selects the lamp type, the dimmer's self-calibrating technology automatically sets the minimum voltage of that lamp adorne®

adorne® Touch Style Dimmers feature stunning translucent face and operates just like an iPhone - simply touch your finger on the circle to turn the lights on and off, or use the arrows on the right to dim them. The white Touch interface is created using a unique translucent material. In multi-gang installations, we recommend pairing white Touch switches and dimmers for optimal consistency.


Touch products include a Locator Status Light which adds illumination and makes it easier to locate in the dark.



FEATURES & BENEFITS

adorne devices fit in all existing NEMA-approved wallboxes.

Heavy gauge steel frame is grounded via factory installed 12AWG ground lead. Device and metal wall plates are self-grounded to frame.



STANDARD WALLBOX

FRAME

DEVICE

adorne devices can be installed in any existing standard wallbox.

Backwire terminal screws are recessed into back of body.

Device snaps into the frame and self-aligns without any screws.



WALL PLATE

Wall plate snaps onto frame; no screws required.

Modular system solves device alignment problems, improving fit and finish in multi-gang installations.

Wall plate and frames available in 1-6 gang sizes.

ORDERING INFORMATION

CATALOG NUMBER	DESCRIPTION	COMPATIBLE LOADS	COMPLIANCE	COLORS	COO
ADTH703TUM4	Single-Pole/ 3-Way	Incandescent, Halogen & ELV: 700W, MLV: 500VA, LED/CFL: 450W (not compatible with 0-10V LED drivers) EFL: 4.5A		Magnesium	China
ADTH703TUW4	Single-Pole/ 3-Way			White	China

COMPLEMENTARY PRODUCTS

adorne® also offers Paddle Style Dimmers and Fan Control Devices to pair with our Paddle Style Switches for an overall, aesthetically pleasing and multi-functional installation.

adorne® Wall Plates provide the perfect complement to adorne Switches, Dimmers, Outlets, and Accessories. The collection includes a variety of finishes, from metals to leather and wood, as well as plastic plates that are available in contemporary and classic colors.

Each wall plate is packaged with a metal frame to enable easy installation when paired with a device. All plates are screwless and simply snap onto the included metal frame.

All adorne wall plates are UL and ETL-approved.



2-Module Paddle Dimmer



2-Module Paddle Fan Speed Control



1-Module Paddle Switch

VERTICAL MARKETS

- Residential
- Hospitality
- Luxury Office
- Light Commercial

TECHNICAL SPECIFICATIONS

3rd Party Compliance

cULus Listed, File Number E95219, Standard UL1472, Dimmers

Performance

ELECTRICAL

Supply Voltage	120 VAC
Maximum Rated Load	Incandescent, Halogen & ELV: 700W, MLV: 500VA, LED/CFL: 450W, EFL: 4.5A
Frequency	60 Hz
Phase Control	Forward or Reverse (selectable)
Installation	Single Pole or 3-Way

MECHANICAL

Enclosure Material	Indoor Use Only
--------------------	-----------------

ENVIRONMENTAL

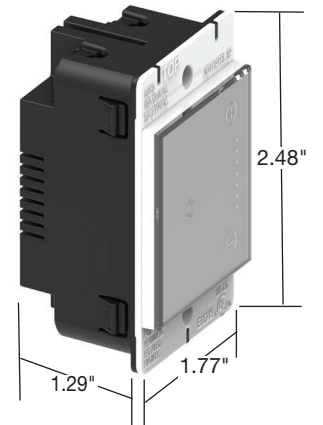
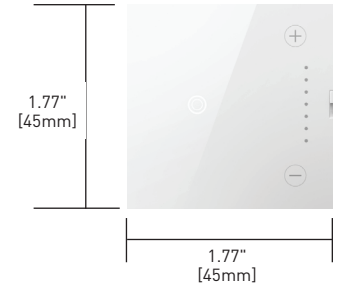
Flammability	UL94 V2
--------------	---------

Materials

Paddle	Polycarbonate	Terminal	Brass
Back Body	Polycarbonate	Termination	Steel Plated Scews
Contacts	Silver		

Warranty

Lifetime Limited Warranty



COMPLEMENTARY DEVICES & ACCESSORIES



sofTap™

Switches & Dimmers – designed with an innovative micro-movement that turns lights on and off with just a soft “tap” of the finger.




SensaSwitch™

Switches & Dimmers – Sensor turns lights on when you enter a room and off when you leave. (Also available in Manual-ON/Auto-OFF format.)




Whisper™

Switches & Dimmers – A smart design that features elegant lines and a quiet, fluid motion.



Touch™

Switches & Dimmers – A stunning translucent face works just like an iPhone® — simply touch your finger on the circle to turn lights on and off.



Paddle™

Switches, Dimmers & Fan Speed Controls – A wide, graceful curve works with a simple up-and-down motion, allowing you to turn lights on and off with ease.




Wave™

Switches – Smart technology combined with sleek, modern design. Simply wave your hand to turn lights on and off.



Push™

Switches – A tactile, finger-sized impression lets you turn lights on and off with a simple push-button motion.



Tamper-Resistant Outlets/ Tamper-Resistant GFCI Outlets




USB Charging Outlets



Nightlight/Portable Nightlight Flashlight

PLUS: Compatible Wall Plates, Accent Lights, Locator Lights, Under-Cabinet Lighting System

NOTE: All brand and product names referenced in this document are registered trademarks or trademarks of their respective holders.

 **NOTE:** The paper used to print this document is an environmentally responsible paper with 10% post consumer waste, with FSC and SFI Chain of Custody certifications, Lacey Act compliant. 100% of the electricity used to manufacture Flo sheets is generated with Green-e certified renewable energy.



Legrand, North America
60 Woodlawn Street
West Hartford, CT 06110
1.877.BY.LEGRAND (295.3472)
www.legrand.us

Canada
905.738.9195
www.legrand.ca

