

KONCEPT



Z-Bar pendant *rectangle*


Standard Configuration with Expandability

The Z-Bar pendant rectangle is available in two standard sizes and can be used in countless settings. Perfect for a minimalist approach to lighting a dining room table, adds a modern touch to a basement bar, contributes sophistication to a hall or entry way. In three standard finishes, it can be enjoyed as a stand-alone configuration, or can be “expanded” into custom arrangements. Utilize Koncept’s dedicated web application to join multiple rectangles together or combine with other Z-Bar Pendants. This timeless pendant is compatible with Koncept’s line of horizontal and vertical acoustic panels.

Standard Configurations



Rectangle (with 36" light bars)



Rectangle (with 48" light bars)

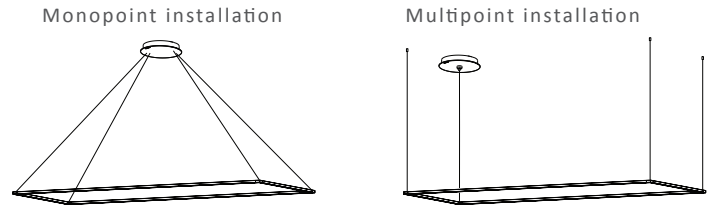
Standard Configurations

Lumens:	36-R: 2400 / 48-R: 3300
Energy Consumption:	36-R: 45 W / 48-R: 55 W
Rated Lifespan	>60,000 hours
Color Rendering Index (CRI) :	90
Brightness Adjustability:	Compatible with ELV wall dimmers*, 1-10V control
Material:	Aluminum, plastic
Cable length:	10'
Safety Rating:	C-UL-US Certified, CE
Warranty:	5 years; 1 year for hardwire driver
Voltage:	120V (canopy), 277V (canopy) 100 - 240V, 277V (remote transformer)
Standard Finishes:	Matte black, matte white, silver
IES:	Visit koncept.com/zbarpendant for IES files

*Visit koncept.com/dimmers for information on compatible dimmers.
 Remote transformers are only compatible with 1-10V dimmers.
 Custom installations using multiple pendants will utilize a remote transformer as opposed to a canopy mount.

Power placement

There are two ways to mount the Z-Bar pendant Rectangle using the canopy: monopoint installation or multipoint installation.



How to specify

1. Choose an option from each column and enter into the appropriate fields at the bottom.
2. Submit this "SKU" to sales@koncept.com, along with any questions.

ZBP	Light Bar Length (in) (this is length of each light bar, NOT length of fixture.)	Model	Light Temperature (K)	Finish	Mount
	36	R	2,700*	Silver (SIL)	Canopy (CNP)**
	48		3,000 (SW)	Matte Black (MTB)	Remote Transformer (RTM)**
			3,500*	Gold (GLD)	
			4,000*		
			4,500*		
			5,000*		

Order example: ZBP - 16 - R - SW - SIL - RTM

*Custom

**Remote Transformer is recommended for any configuration requiring more than 40 W energy consumption.
 Additional lead time/charges may be applied to non-stocked options

Dimensions

36-R: 14.1"
48-R: 18.2"

36-R: 38.4"
48-R: 50.5"

Canopy

6.7"

1.3"

Remote Transformer

2.42"

13.15"

4.25"

LEED information

Integrative Process

To support high-performance, cost-effective project outcomes through an early analysis of the interrelationships among systems.

Koncept's LED lighting fixtures operate at high efficacy, therefore helping to minimize energy costs. All Koncept lighting fixtures are dimmable so that occupants can choose the appropriate setting to avoid energy overuse.

Interior Lighting

To promote occupants' productivity, comfort and well-being by providing high-quality lighting.

Koncept's entire line of hardwired lighting fixtures are dimmable. Users can adjust the brightness settings to suit their needs. Furthermore, all products utilize high quality LED light sources with CRI over 80 and L90 rated lifespan over 60,000 hours.



On GSA schedule

Standard Configurations with Expandability



Z-Bar pendant rectangle custom configuration

Standard Configurations with Expandability

There are many possible custom configurations based on pre-configured designs. Below are samples of what can be specified. For fully custom configurations, please see the Custom Configurations section.

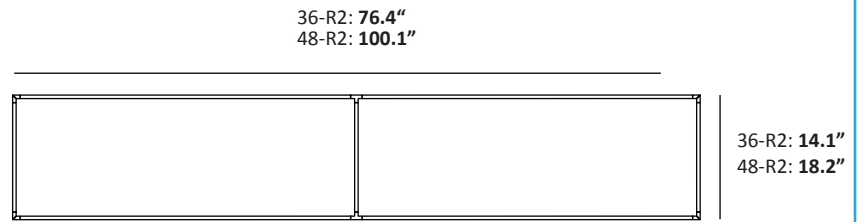
R2

The R2 consists of two rectangles with one shared light bar.

Lumens: 36-R2: 1500 / 48-R2: 2000
 Energy Consumption: 36-R2: 59 W / 48-R2: 81 W

Order Example: **ZBP-36-R2-SW-MTB-RTM**

Dimensions

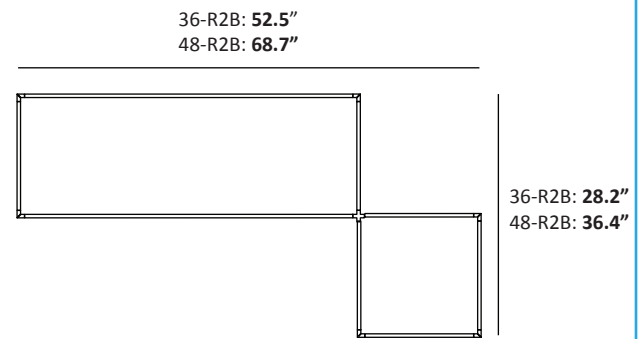


R2B

The R2B consists of one rectangle and one square, with one shared joint.

Lumens: 36-R2B: 3900 / 48-R2B: 5100
 Energy Consumption: 36-R2B: 66 W / 48-R2B: 85 W

Order Example: **ZBP-48-R2B-SW-SIL-RTM**



How to specify

1. Utilize the free online configurator at koncept.com/speconline.
2. Choose an option from each column and enter into the appropriate fields at the bottom.
3. Submit this "SKU" to sales@koncept.com, along with any questions.

	Light Bar Length (in) (this is length of each light bar, NOT length of fixture.)	Model	Light Temperature (K)	Finish	Mount
ZBP	16* 24* 36 48	R2 R2B	2,700* 3,000 (SW) 3,500* 4,000* 4,500* 5,000*	Silver (SIL) Matte Black (MTB) Gold (GLD)	Remote Transformer (RTM)

Order example: **ZBP - 48 - R2 - SW - GLD - RTM**

*Custom

Remote Transformer is recommended for any configuration requiring more than 40 W energy consumption
 Additional lead time/charges may be applied to non-stocked options

LEED information

Integrative Process

To support high-performance, cost-effective project outcomes through an early analysis of the interrelationships among systems.

Koncept's LED lighting fixtures operate at high efficacy, therefore helping to minimize energy costs. All Koncept lighting fixtures are dimmable so that occupants can choose the appropriate setting to avoid energy overuse.

Interior Lighting

To promote occupants' productivity, comfort and well-being by providing high-quality lighting.

Koncept's entire line of hardwired lighting fixtures are dimmable. Users can adjust the brightness settings to suit their needs. Furthermore, all products utilize high quality LED light sources with CRI over 80 and L90 rated lifespan over 60,000 hours.



On GSA schedule