




SPECIFICATIONS

Certifications/Qualifications	
Class 2	n/a www.kichler.com/warranty
Dimensions	
Base Backplate	5.25 DIA
Extension	6.25"
Weight	4.25 LBS
Height from center of Wall opening (Spec Sheet)	8.00"
Height	11.50"
Width	14.00"
Electrical	
Input Voltage	120.00V
Light Source	
Dimmable	Yes
Lamp Included	Not Included
Lamp Type	A19
Max or Nominal Watt	75.00
# of Bulbs/LED Modules	2
Socket Type	E26 (Medium)
Mounting/Installation	
Connector	Yes
Install Glass Up or Down	Yes
Interior/Exterior	INTERIOR
Lead Wire Length	6"
Location Rating	Damp
Mounting Weight	2.25 LBS
Wire Connectors	Wire Nuts

FIXTURE ATTRIBUTES

Housing	
Diffuser Description	Satin Etched Cased Opal
Primary Material	Steel
Shade Dimensions	5.5H x 4.75DIA
Shade Included	n/a
Product/Ordering Information	
SKU	55141BK
Finish	Black
Style	Traditional
UPC	783927018289

Finish Options

-  Black
-  Brushed Natural Brass
-  Polished Nickel



ALSO IN THIS FAMILY

