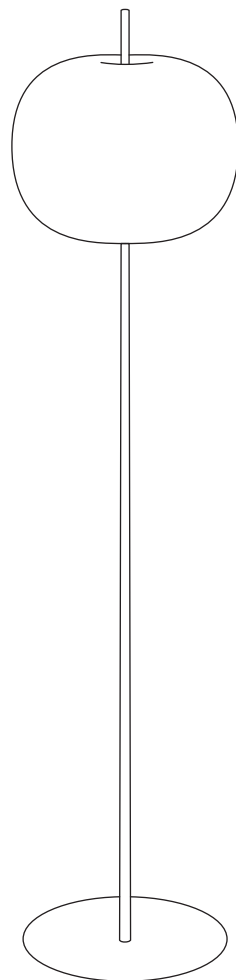


ASSEMBLY INSTRUCTIONS
INSTRUCCIONES DE MONTAJE

KUSHI XL FLOOR US

ALBERTO SAGGIA
& VALERIO SOMMELLA



WARNING

The safety is guaranteed by the appropriate use of the following instructions, so you must keep them.

Always disconnect the main voltage before working on the appliance.

Never use abrasive products or aggressive detergents for cleaning the lamp.

If the external cable of this appliance is damaged, it must be replaced by the manufacturer,

its after sales service or other equivalent qualified person only in order to avoid any danger.

Kundalini will not provide a replacement until the nature of defect has been determined.

RISK OF FIRE / INJURY TO PERSONE.

Keep away from combustibles.

Unplug to change the bulb (lamp).

Do not touch bulb (lamp).

ATTENTION

La sûreté de l'appareil n'est garantie qu'en suivant scrupuleusement les instructions ci-après.

Il est donc nécessaire de les conserver.

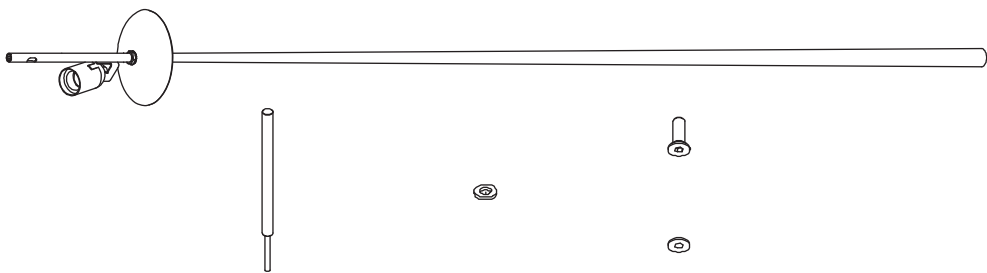
Isoler l'appareil du secteur avant toute manipulation.

Pour nettoyer la lampe, ne jamais utiliser de produits abrasifs ou de nettoyants agressifs.

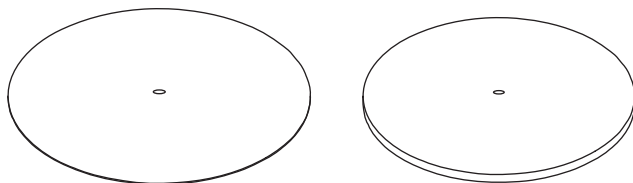
Si le câble externe de cet appareil est endommagé, il doit être remplacé uniquement par les soins du constructeur,

par son service après-vente ou bien par le personnel équivalent, et ce afin d'éviter tout danger.

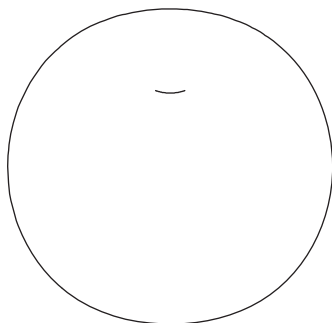
Kundalini ne remplacera aucun appareil sans en avoir pu vérifier le défaut.



BOX N.1

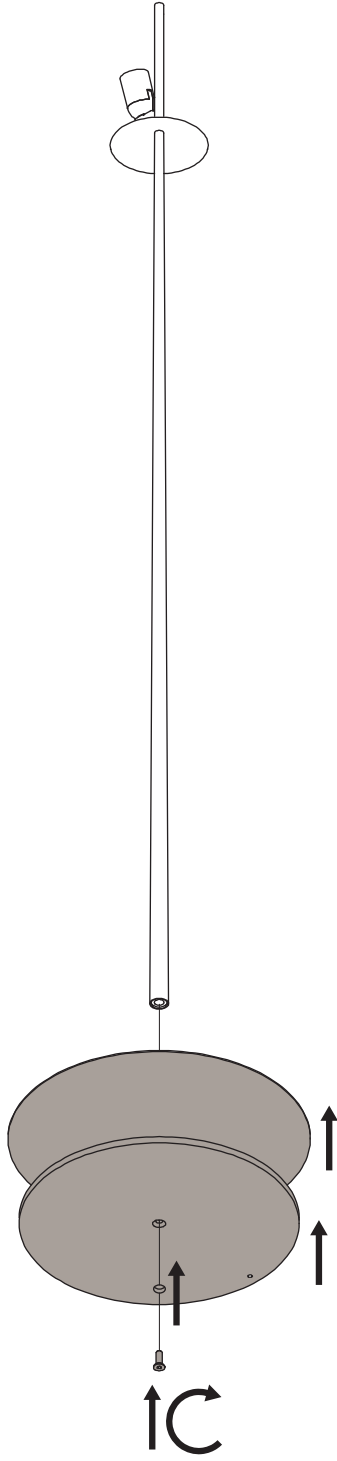


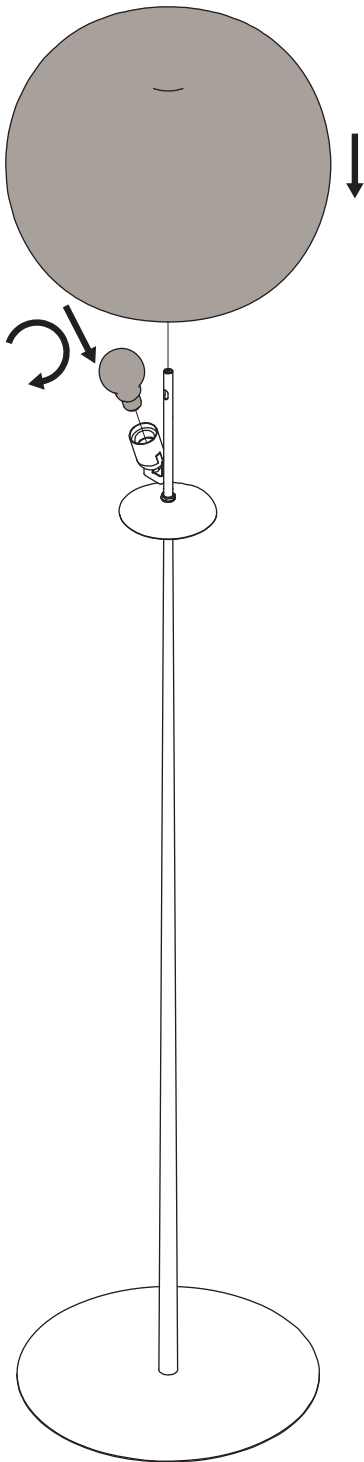
BOX N.2

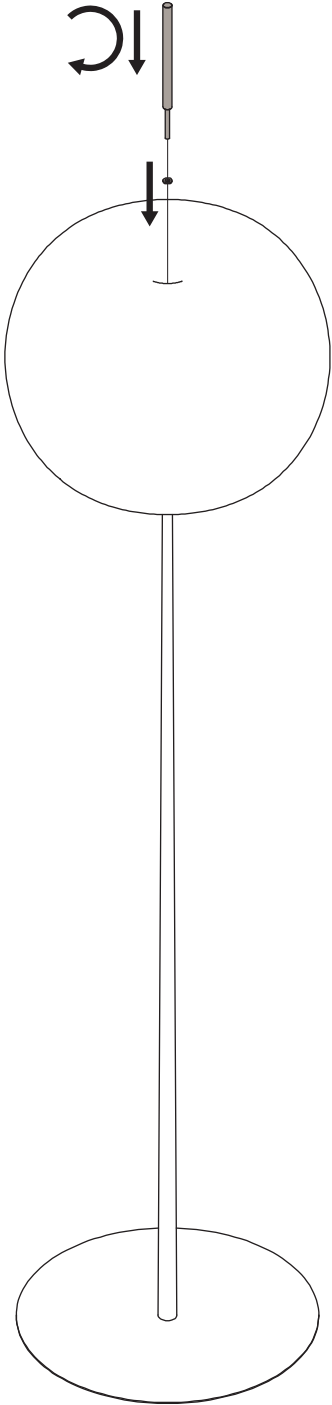


BOX N.3

.1







BULBS, AMPOULES

1x7W max - E26

FEEDING, ALIMENTATION

120V 50/60Hz

