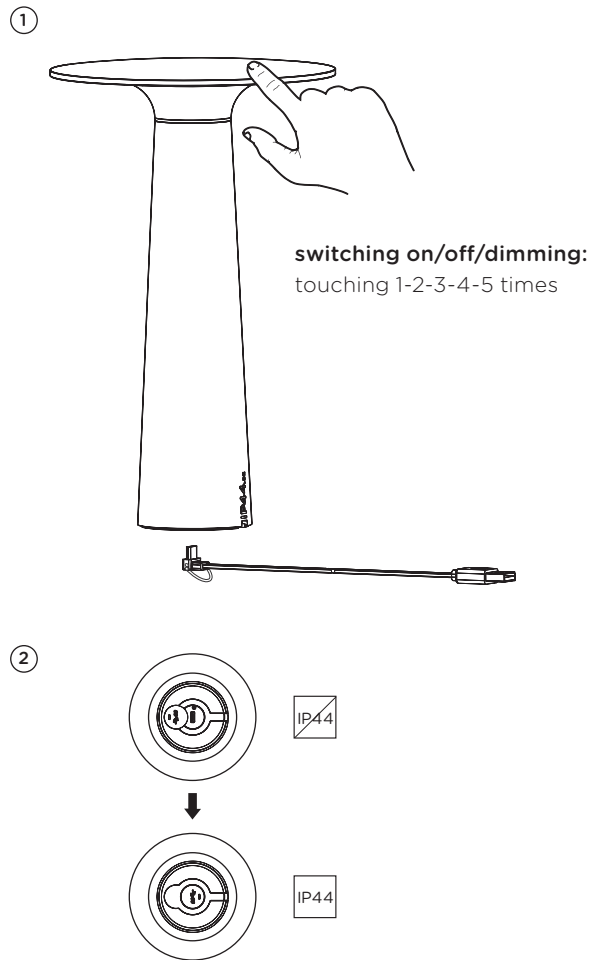


lix






instructions for use

1. Before using the luminaire for the first time, the battery has to be fully charged. The charging process has to be made indoors.
2. A red flashing of the indicator light signals a battery charge of less than 10%. Charge up the battery to its full capacity, until the indicator light turns green (100% after approx. 9 hours charging time).
3. Switching on/off and dimming in stages by touching the top surface of the luminaire head (see picture 1):
 - 1 time -> 10% of the maximum light intensity
 - 2 time -> 25% of the maximum light intensity
 - 3 times -> 50% of the maximum light intensity
 - 4 times -> 100% of the maximum light intensity
 - 5 times -> switching off the luminaire
4. With a fully charged battery the luminaire can be used as follows:
 - up to approx. 5 hours -> at 100%
 - up to approx. 10 hours -> at 50%
 - up to approx. 20 hours -> at 25%
 - up to approx. 45 hours -> at 10%
5. The protection class IP44 is guaranteed, when the USB charging socket is covered again by the USB-cover after the charging process (see picture 2).

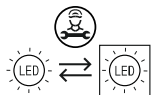


technical information:

LED/2700K
 system performance: 4,2 W/200 lm
 lithium-ion battery 2x 2600 mAh
 power source: 5V DC 1,5A, USB-charger + USB-C-cable

-  EEC (EU 2019/2015)
-  protection class
-  safety class 3
-  luminaire is suitable for mounting on normal inflammable fixing surfaces.
-  conformity mark

maintenance:



This luminaire contains built-in LED lamps and a battery. These can be replaced by the producer in case of a failure. In this case, please get in touch with your retailer.

care:

Regularly clean luminaire from dirt and deposits. Do not use a high pressure cleaner for cleaning. Please note care instructions at www.IP44.de.

safety:

We assume no accountability for damages which are a result of non-appropriate mounting or application of the luminaire. Modifications on the luminaire will result in loss of warranty.

instruction:

The luminaire may not come into contact with highly acidic or alkaline soils, or with other aggressive substances, chemicals or fertilizers.