

FLOS

F018A32BU33 Anthracite

In Vitro Bollard 2 Dimmable 1-10V

NEW

Designed by Philippe Starck



Are you a professional and your project needs consulting and support?

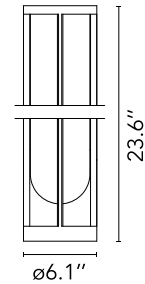
BOOK AN APPOINTMENT

Main specifications

Mounting	Ground
Environments	Outdoor wet location
Light Source Type	LED
LED type	Edge Lighting
Lamp category	LED
Number of heads	1
Power (W)	11
System power (W)	11
System flux (lm)	714

Physical

Color	Anthracite
Orientation	Fixed
Net weight (lb)	7.28
IP internal	66



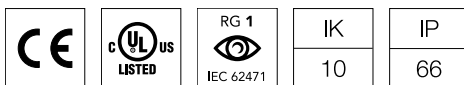
Download

Family spec sheet [↓ ZIP](#)

Mounting instructions [↓ ZIP](#)

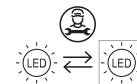
Photometric Files

LDT / IES [↓ ZIP](#)

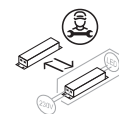


Ecodesign and Energy Labelling

This product contains a light source of energy efficiency class F

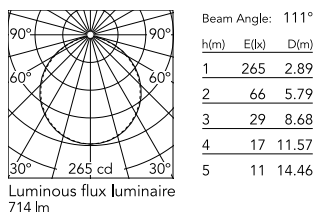


Replaceable (LED only) light source by a professional



Replaceable control gear by a professional

Schematic light drawing



Photometric

Lighting type	Direct
Light distribution	Symmetric
CCT (K)	3000
CRI>	80
Beam angle C0-180 (°)	111
Beam angle C90-270 (°)	111

Electrical

Insulation class	I
Frequency (Hz)	50-60
Main voltage (Vac)	110-277
Driver	Integrated
Dimmable	Yes
Dimming type	Dimmable 1-10V
Dimming range (%)	1-100
Dimming interface	Dimmer Integrated
Emergency type	No

Notes

We recommend using a connection system with a degree of protection greater than or equal to the degree of protection of the luminaire.

During the installation and the maintenance of the fixtures it is important to be careful and avoid damages on the paint coating.

Damages on the coating exposed to outdoor conditions or water, could cause corrosion.

Chemical substances affect the anticorrosion covering protection.

For LED fixtures, there is evidence that most of the damages are connected to electrical effects related to the insulations, which cause destructive electrical discharges

These effects are frequently caused by:

- over voltage coming from the mains' network where fixture is connected.
- electrostatic discharge (ESD) coming from the environment.

The use of a protective device against the overvoltage on the electrical installation is warmly suggest this helps to reduce the intensity of some of these phenomenon and prevent irreversible damages. The selection of the type of device to be used must be adjust on the electrical plant.

Accessories & Power Supply



OPTIONAL
Accessory

F018Z000000

Box for ground installation