

Harper Pendant

700TDHARP_ 1.2




PENDANTS

GENERAL PRODUCT INFORMATION:

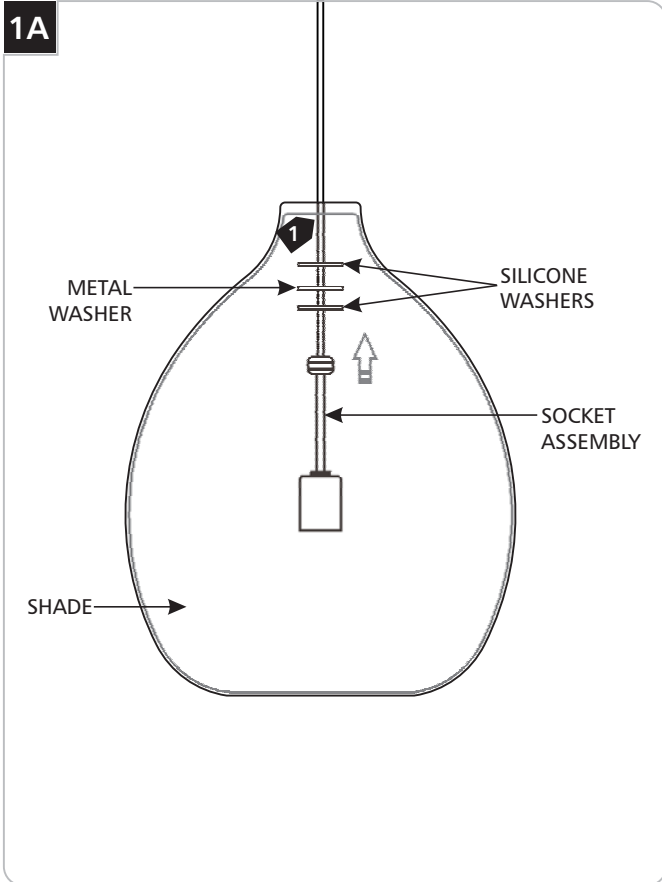


This product is suitable for damp locations.

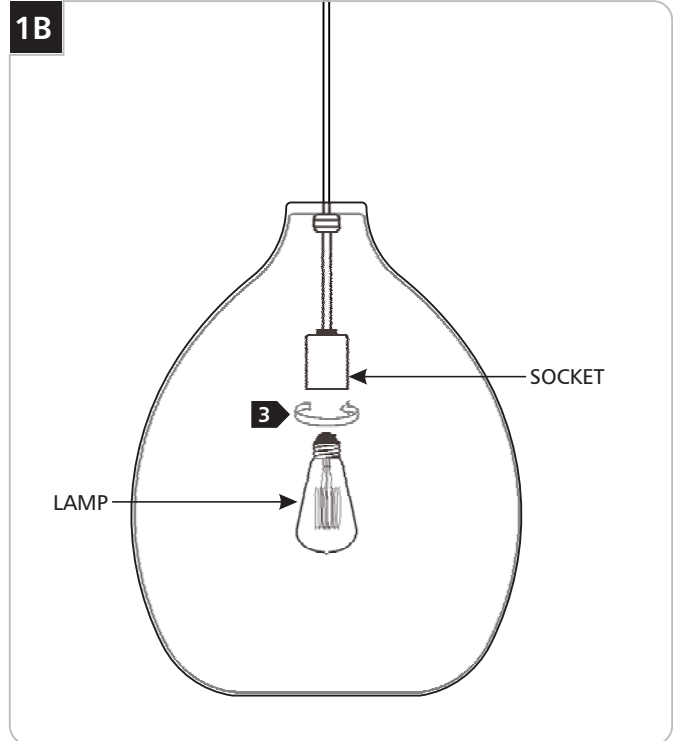
This product can be dimmed with a standard incandescent dimmer.



Assemble the Fixture



- 1** Install the silicone washer, metal washer, and silicone washer (in that order) on top of the socket assembly and feed the fixture cord completely through the shade.
- 2** Adjust the shade until it is level on the socket assembly.



CAUTION: To reduce the risk of a burn or electric shock during re-lamping, disconnect the power to the fixture.

Use **MAX 60 Watt** S-21 Squirrel Cage type A19 medium base lamps or other style **60 Watt** type A19 medium base lamps.



- 3** Screw the lamp into the socket.

SAVE THESE INSTRUCTIONS!



7400 Linder Ave, Skokie, IL 60077

847.410.4400

www.techlighting.com

© 2015 Tech Lighting, L.L.C. All rights reserved. The "Tech Lighting" graphic is a registered trademark of Tech Lighting, L.L.C. Tech Lighting reserves the right to change specifications for product improvements without notification.

A Generation Brands Company