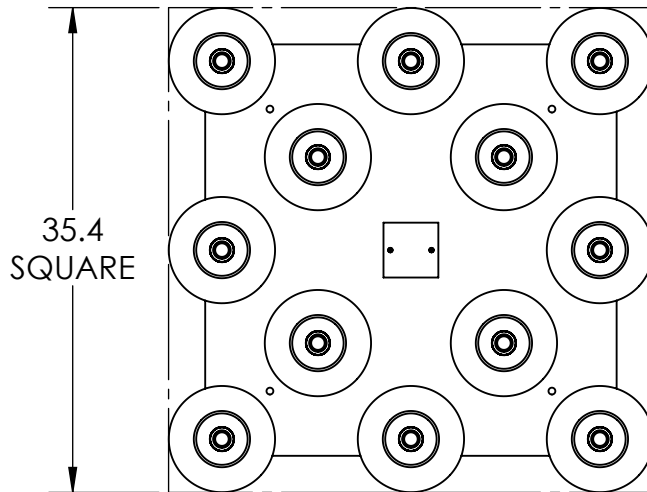
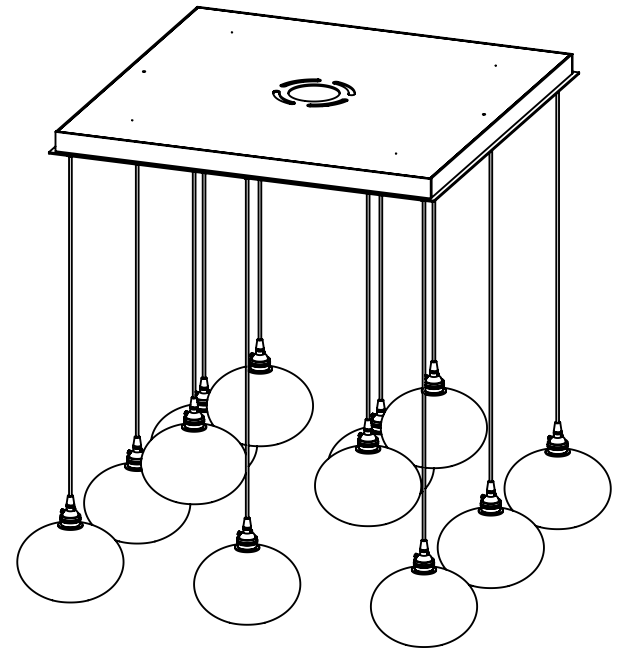
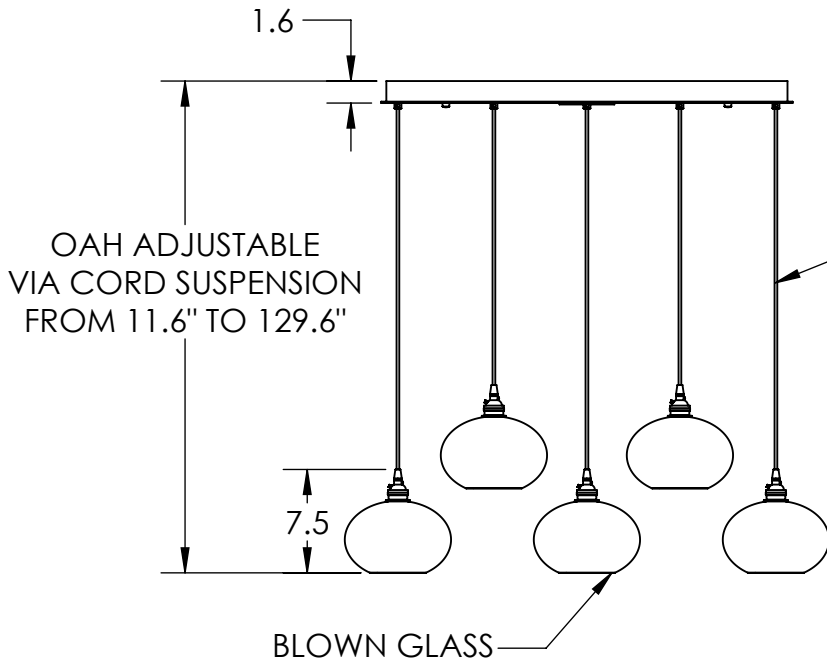


Collection: COPPA

Product #: CHB0036-12



HAND BLOWN GLASS DIMENSIONS MAY VARY UP TO 1"

Bulbs Not Included

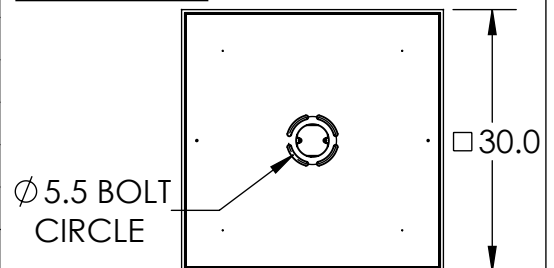
Visit hammertonstudio.com for product options and specifications.

1/11/2016

(A)

Mounting Packet: R	Electrical Type: INCANDESCENT
Approximate lbs.: 94	Bulb Qty: 12 Bulb Type: A
Finish: SEE WEB SITE FOR OPTIONS	Wattage: 40 Voltage: 120
Top Diffuser: CLOSED	Socket Type: MEDIUM, E26 BASE
Bottom Diffuser: Open	UL Location: Dry

Mounting Detail



MOUNTS TO BUILDING STRUCTURE

All fixtures created by Hammerton are handcrafted by artisans. Dimensions may vary up to 7/8".

© Copyright 2016. All rights in design, detail or invention of this drawing are reserved as the property of Hammerton. Any imitation or adaptation without written consent is strictly prohibited.

Hammerton Inc. 217 Wright Brothers Dr. Salt Lake City, UT 84116 (801)973-8095