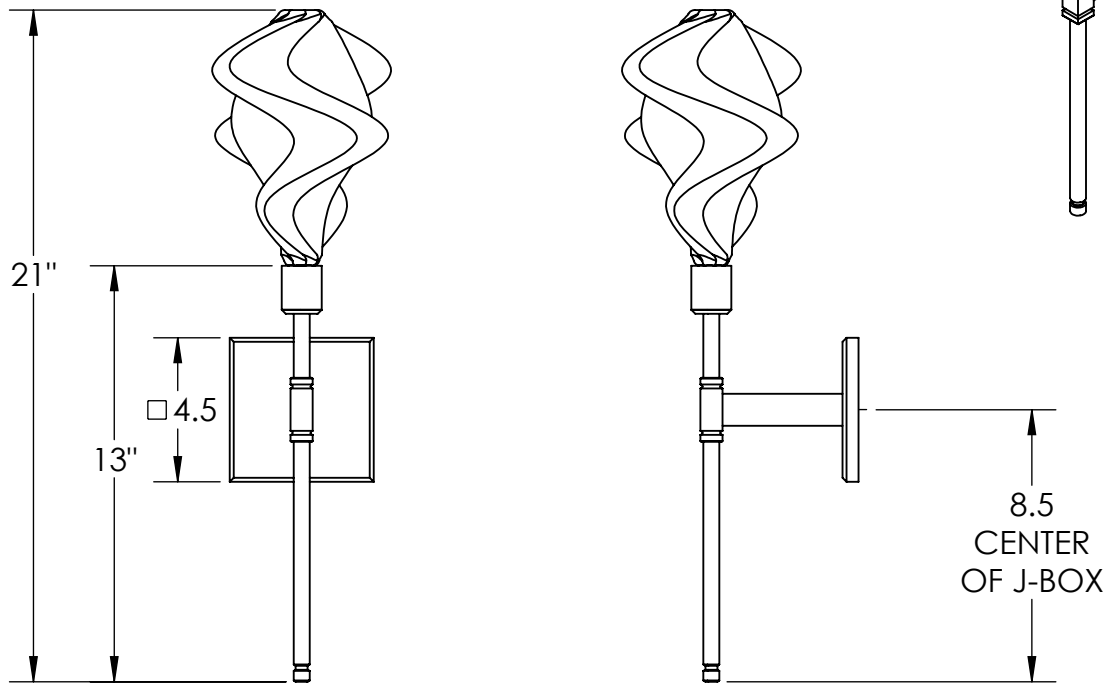
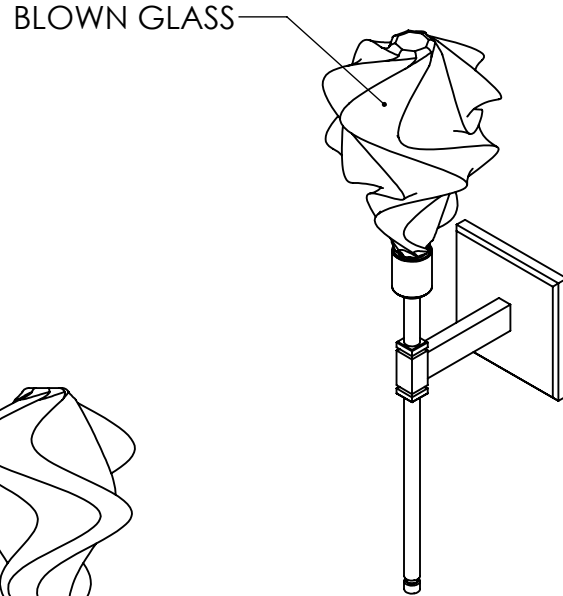
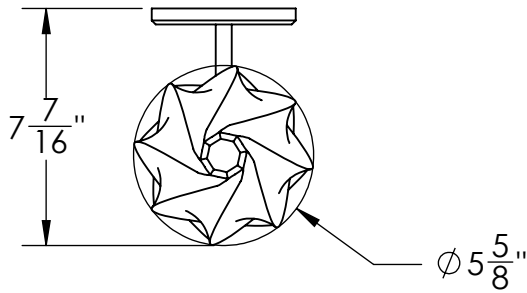


Collection: STELLA

Product #: IDB0059-21



****NOTE****
 DRIVER TO BE INSTALLED IN JUNCTION BOX.
 MINIMUM SIZE J-BOX REQUIRED IS
 4" L X 4" W X 1.5" D

ALL DIMENSIONS ARE IN INCHES UNLESS STATED OTHERWISE
 Visit hammeronstudio.com for product options and specifications.

12/9/2020 (A)

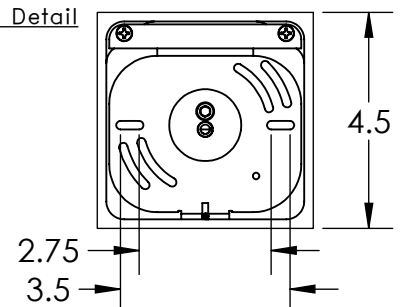
Mounting Packet: N	Weight(lbs.): 4	Electrical Type: LED	CCT: SEE WEBSITE
UL Location: DRY		Elec. Qty: 1	Wattage: 5.2 Voltage: 120
Finish: SEE WEB SITE FOR OPTIONS		Source Lumens: Up: 340	Down: N/A
Top Diffuser: N/A		Dimmable: Forward/Reverse Phase or 0-10V To 1%	
Bottom Diffuser: N/A		CRI: 93+	Power Factor: >0.9

All Hammerton fixtures are handcrafted by artisans. Subtle imperfections reflect the mark of the artisan and should be expected in any handcrafted product. Dimensions may vary up to 7/8".

© Copyright 2020. All rights in design, detail or invention of this drawing are reserved as the property of Hammerton. Any imitation or adaptation without written consent is strictly prohibited.

Hammerton Inc. 217 Wright Brothers Dr. Salt Lake City, UT 84116 (801)973-8095

Mounting Detail



MOUNTS DIRECTLY TO J-BOX