

Designed by Robert Dudley Best

PRODUCT



COLOURS



// Black / Chrome



// Off-White / Chrome



// White / Chrome

DESCRIPTION

Bestlite has been in continuous production since 1930. Robert Dudley Best created Bestlite design. He was highly influenced by the Bauhaus. In the past 80 years, people Appreciated the lamps and it decorates many homes, hotels and restaurants worldwide. Loved by architects, designers and design aficionados throughout its 80-year history, today, Bestlite enjoys global iconic status.

VERSION - BESTLITE FLOOR LAMP BL3M

Shade and base: Black, White or Off-White  
 Tube and arm: Chromed steel

Colour codes are indicative.

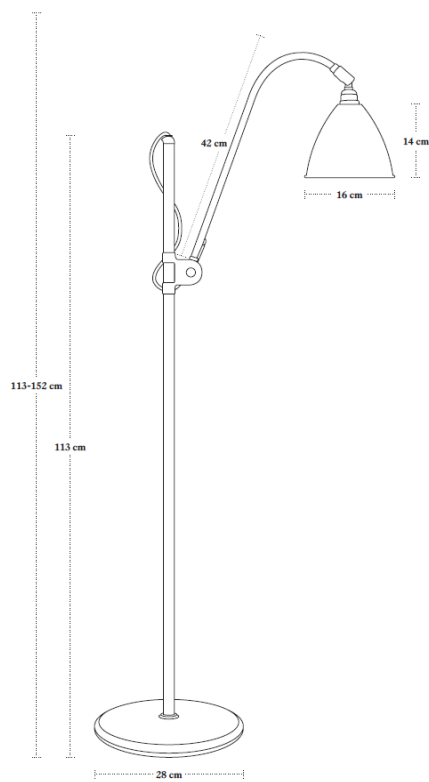
- Fabric wire, switch and plug - Black:
- Black / White inside // RAL 9004 / RAL 9003 // Gloss level 15 / Gloss level 20
- Fabric wire, switch and plug - Off-White
- Off-White / White inside // RAL 1015 / RAL 9003 // Gloss level 20 / Gloss level 20
- Fabric wire, switch and plug - White:
- White / White inside // RAL 9003 / RAL 9003 // Gloss level 15 / Gloss level 20

VERSION

Order item - look for part number in the pricelist.

Series contains the following:

**BL3S, BL3M, BL3 Original shade, BL4**



FACTS

MEASUREMENT - L X W X H inches

- Lamp height: 44.5 - 59.9 inches
- Lamp stand: dia. 11 inches
- Shade height: 7.1 inches
- Shade diameter: dia. 8.3 inches
- Cord - distance to switch App. 10 inches
- Cord - exposed out of lamp: App. 166 inches

WEIGHT ITEM - LAMP INCL. WIRE

12 lbs

PACKAGING TYPE

White cardboard box w/ 5ply corrugated

PACKAGING MEASUREMENT - L X W X H inches

L: 13.4 x W: 14.7 x H: 47.2 inches

WEIGHT PACKAGING - MATERIAL TYPE

- LD EPE foam bund: 2.4 oz
- LD EPE foam top: 5.3 oz
- LD EPE foam top: 2.7 oz
- Bestlite key: 0.6 oz
- PE polybag: 0.04 oz
- PE polybag: 6.3 oz
- Cardboard inside: 0.8 oz
- Cardboard outside: 3.4 lbs
- Strapping: 0.2 oz

WEIGHT PACKAGING - TOTAL


16.9 lbs

NUMPER OF PARCELS

1 pcs.

LIGHT SOURCE:

- Socket: E12 base
- Bulb types recommended:



- Recommended light sources:

*Halogen light bulb*  
 - Recommended wattage: 30 W  
 - Max wattage: 30 W

*All fluorescens light bulbs*  
 - Recommended wattage: 9 W  
 - Max wattage: 13 W

- Max. light out put for above lamps:  
 450 Lumens ≈ (40 WATT incandescent bulbs)

Designed by Robert Dudley Best

## CLEANING AND MAINTENANCE

Use a soft damp cloth when cleaning your Bestlite lamp. Do not use household cleaners.

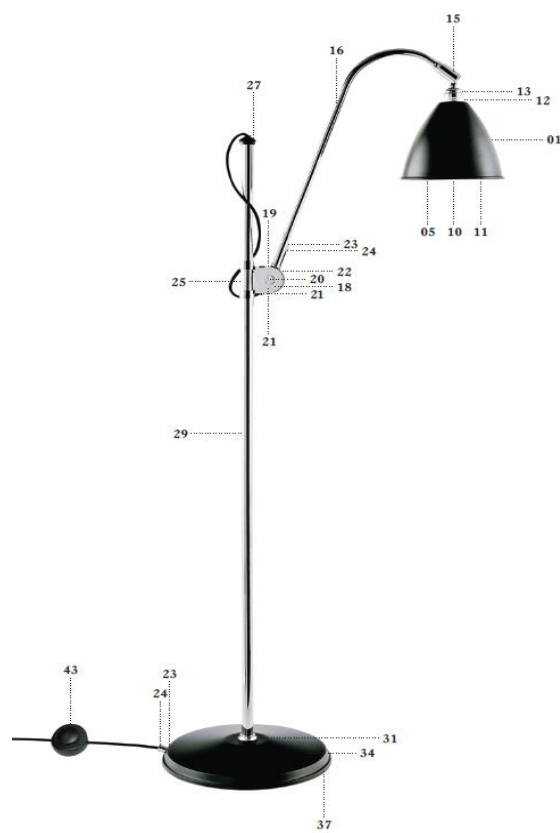
## ACCESSORIES

## ENVIRONMENT

## TESTS

## CERTIFICATION AND LABELS

CUL-CERTIFIED



- All lamps can be fitted with a dimmer - Please contact your local electrician.  
- Lightbulb not included

- US plug: Type A, 2 PIN, 15 amp, (NEMA 1-15)  
- US voltage: 120 V  
- Frequency: 60 Hz  
- Supply voltage: AC power ~  
- Normally Closed: IP20



Class II / Double insulated



Luminaires accepted for mounting on a flammable base



Mark for Canada and the U.S.

## KOMPONENTS

- 01 // Shade
- 05 // E12 Lamp holder
- 10 // Insulating ring
- 11 // Internal shade ring
- 12 // External shade ring
- 13 // Lamp holder cover
- 15 // Universal joint
- 16 // Bestlite arm
- 18 // Bestlite clip
- 19 // Bestlite nut
- 20 // Bestlite bolt
- 21 // Tension spring
- 22 // Fibre washer
- 23 // Cord grip
- 24 // Cord grip cover
- 25 // Acetate
- 27 // Top knob with hole
- 29 // Tube
- 31 // Collar
- 34 // Base cover
- 37 // Feltac
- 38 // Textile covered cord
- 43 // Foot switch
- 58 // Plug

14 // Bestlite key

## MATERIAL

Shade and base: Powder coated aluminium  
Tube and arm: Chromed steel  
Textile covered cord

## INSTALLATION INSTRUCTIONS

The Bestlite key:

It's a practical tool that enables you to fasten the lamp arm. Simply use it like a screwdriver in the slot in the Bestlite nut.

Instructions document: No. 10-20-003

