


PAR36 3.0W - 36°

SPECIFICATIONS & TECHNICAL DATA

The 12V EmeryAllen PAR36 retrofit lamp is an energy efficient alternative to halogen PAR36 lamps. It offers similar light output to a 12V, 15W incandescent (250lm) and is suitable for use in most 12V PAR36 fixtures.

Material	Ceramic + PC
Input Voltage	12V AC/DC
Wattage	3.0
Volt-Amperes (VA)	3.38
CRI	93
Brightness	250 lumens
Lumens/Watt	84
CBCP	657.5
Color Temperature	2700K, 3000K
R9	55
R13	94
Halogen Equivalent	15W
Beam Angle	36 degrees



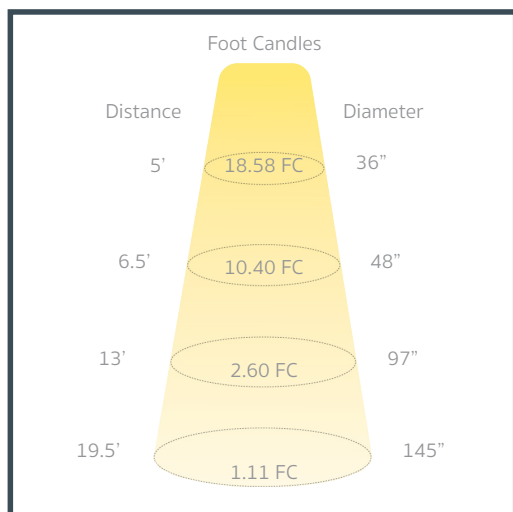
Available Models:

- EA-PAR36-3.0W-36D-2790-D (2700K)
- EA-PAR36-3.0W-36D-3090-D (3000K)

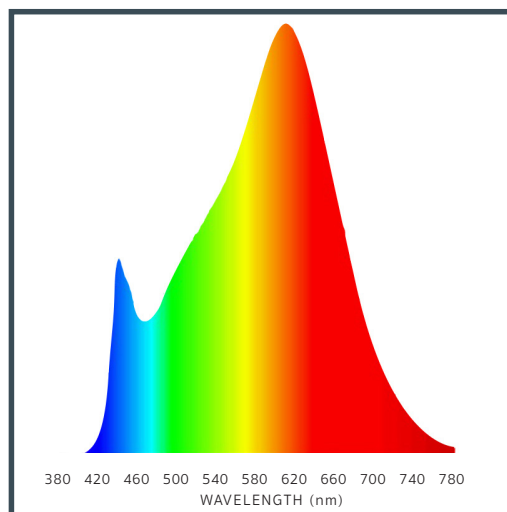
US PAT PENDING



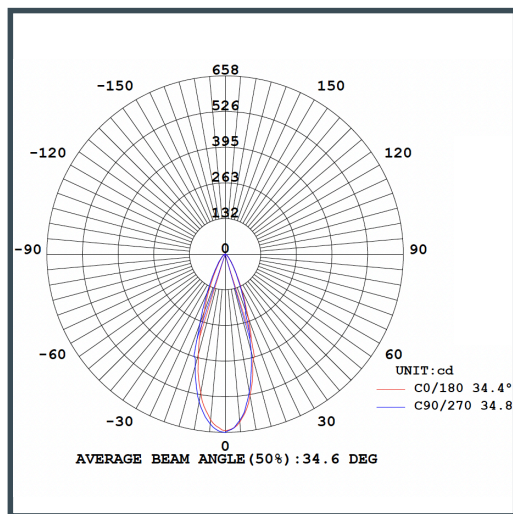
CANDELA DISTRIBUTION



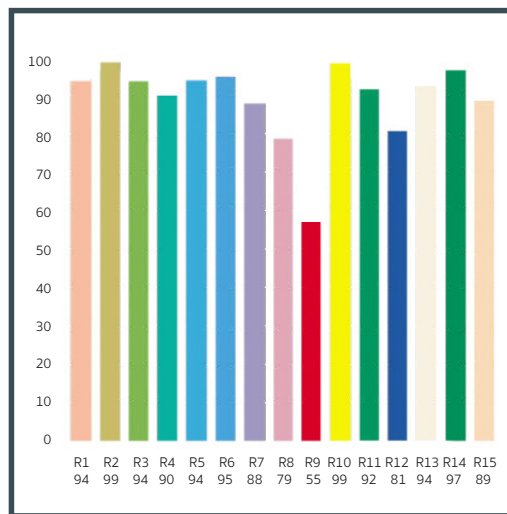
SPECTRAL DISTRIBUTION



LUMINOUS INTENSITY



CRI VALUES R1-R15



APPLICATIONS


PAR36 lamps can have many applications including industrial farming, and aviation where a precise high-intensity spotlight is required, however they may be best known for their use in recessed landscape fixtures as well as flood lights where fixture concealment is desired. Our line of high performance PAR36s with assorted color, beamspread, and lumen outputs will ensure there is a bulb for your needs!

PAR36 3.0W - 60°

SPECIFICATIONS & TECHNICAL DATA

The 12V EmeryAllen PAR36 retrofit lamp is an energy efficient alternative to halogen PAR36 lamps. It offers similar light output to a 12V, 15W incandescent (250lm) and is suitable for use in most 12V PAR36 fixtures.

Material	Ceramic + PC
Input Voltage	12V AC/DC
Wattage	3.0
Volt-Amperes (VA)	3.38
CRI	93
Brightness	250 lumens
Lumens/Watt	84
CBCP	350.2
Color Temperature	2700K, 3000K
R9	55
R13	94
Halogen Equivalent	15W
Beam Angle	60 degrees



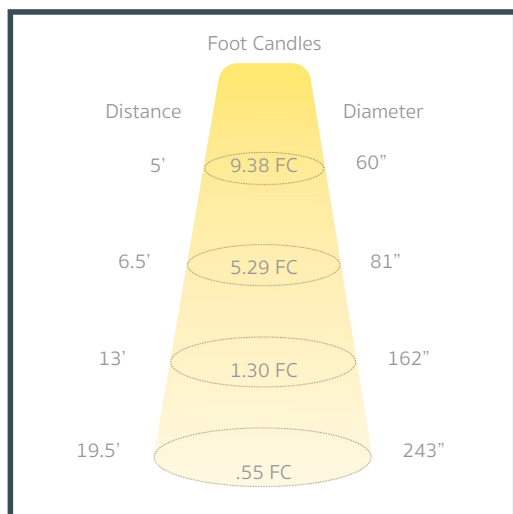
Available Models:

- EA-PAR36-3.0W-60D-2790-D (2700K)
- EA-PAR36-3.0W-60D-3090-D (3000K)

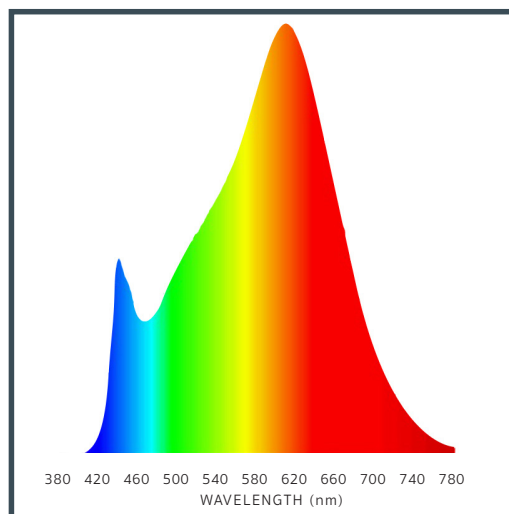
US PAT PENDING



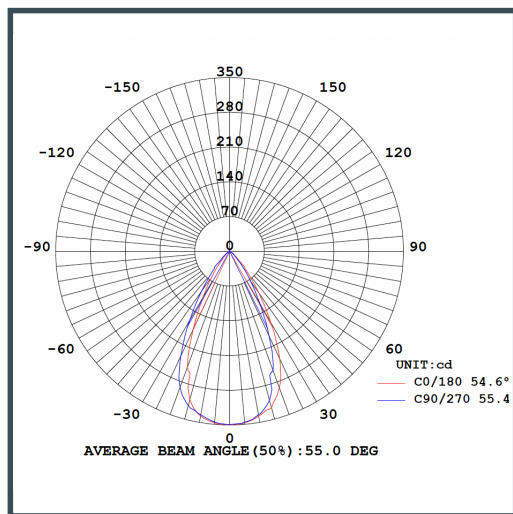
CANDELA DISTRIBUTION



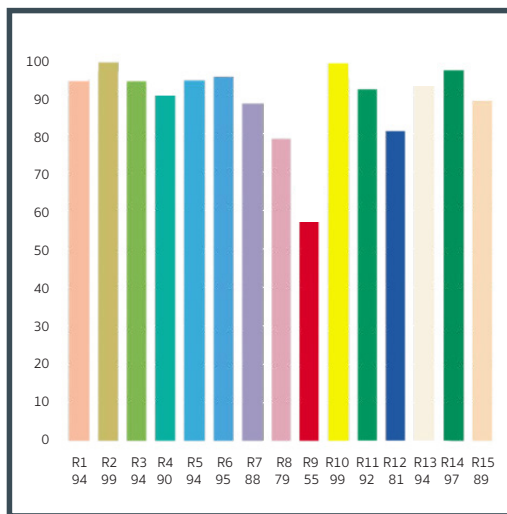
SPECTRAL DISTRIBUTION



LUMINOUS INTENSITY



CRI VALUES R1-R15



APPLICATIONS


PAR36 lamps can have many applications including industrial farming, and aviation where a precise high-intensity spotlight is required, however they may be best known for their use in recessed landscape fixtures as well as flood lights where fixture concealment is desired. Our line of high performance PAR36s with assorted color, beamspread, and lumen outputs will ensure there is a bulb for your needs!

PAR36 3.0W - 120°

SPECIFICATIONS & TECHNICAL DATA

The 12V EmeryAllen PAR36 retrofit lamp is an energy efficient alternative to halogen PAR36 lamps. It offers similar light output to a 12V, 15W incandescent (250lm) and is suitable for use in most 12V PAR36 fixtures.

Material	Ceramic + PC
Input Voltage	12V AC/DC
Wattage	3.0
Volt-Amperes (VA)	3.38
CRI	93
Brightness	250 lumens
Lumens/Watt	84
CBCP	111.5
Color Temperature	2700K, 3000K
R9	55
R13	94
Halogen Equivalent	15W
Beam Angle	120 degrees



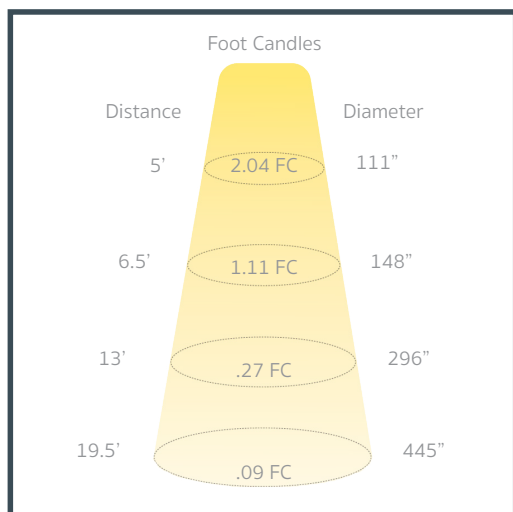
Available Models:

- EA-PAR36-3.0W-120D-2790-D (2700K)
- EA-PAR36-3.0W-120D-3090-D (3000K)

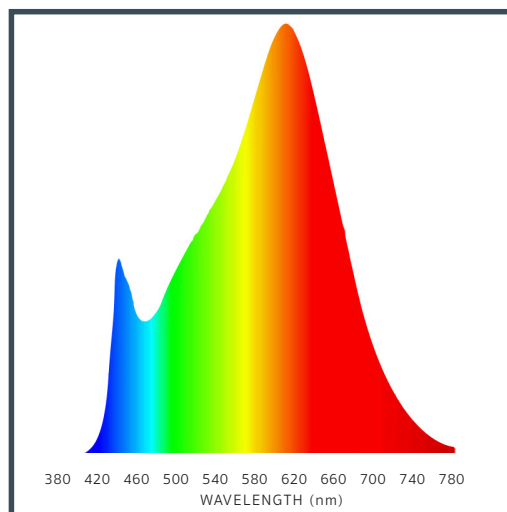
US PAT PENDING



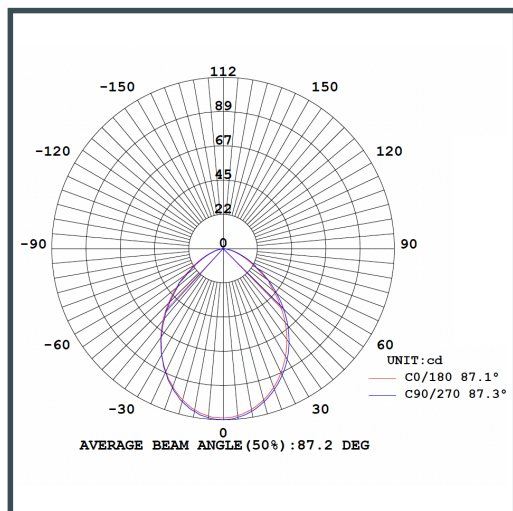
CANDELA DISTRIBUTION



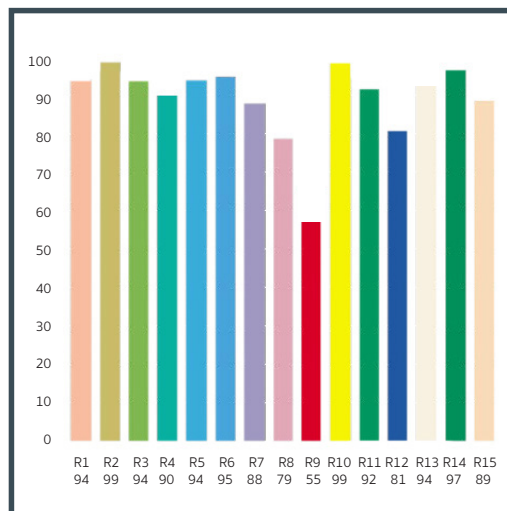
SPECTRAL DISTRIBUTION



LUMINOUS INTENSITY



CRI VALUES R1-R15



APPLICATIONS

PAR36 lamps can have many applications including industrial farming, and aviation where a precise high-intensity spotlight is required, however they may be best known for their use in recessed landscape fixtures as well as flood lights where fixture concealment is desired. Our line of high performance PAR36s with assorted color, beamspread, and lumen outputs will ensure there is a bulb for your needs!