

Pex™ 3" Round Adjustable Slot Aperture

Pex™ Precision die-cast adjustable trims with twist-&-lock system for easy Koto™ Module installation



Features

- 4 3/8" O.D.
- 45° Adjustability.
- Convenient twist-lock design for easy installation.
- Damp Location Rated.
- Lamp: Koto™ LED Module.
- Recommended to be used with Maximum Adjustability Housings

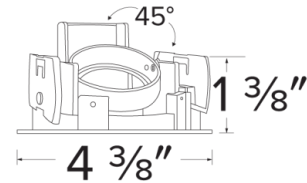
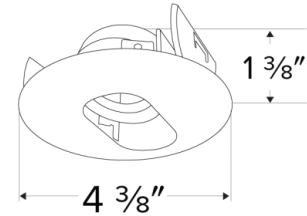
Technical Details

Construction: Diecast aluminum with a powder coated finish.

Installation: Twist-lock design allows for easy mounting onto the Koto™ LED Module.

Lamp: Koto™ LED Module only.

Dimensions



Product Numbers

Item	Finish
ELK3620W	Black with White Trim

Product Number Builder Example: ELK3620W

Pex™ 3" Adjustable Slot Aperture

Finish

ELK3620

W Black with White Trim

Compatible Products



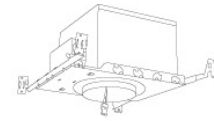
For use with 3" Koto™ Twist-On Trims

Koto™ LED Module & 3" Dedicated LED ICA Housing



Koto™ LED Module
ELK07 - ELK09

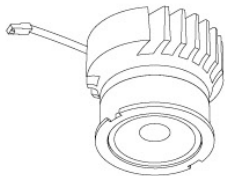
PRODUCT NUMBER BUILDER			
Koto™ LED Module	Lumens	Color Temperature	Beam Angle
ELK			
07	750 lm	27 2700K	(blank) 38° lens (Standard)
09	950 lm	30 3000K	-S 18° lens
		35 3500K	-N 25° lens
		40 4000K	-W 60° lens
		SD Sunset Dimming (ELK09 Only)	



3" ICA Maximum Adjustability Housing
New Construction

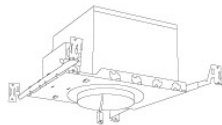
CAT NO.	SPECIFICATIONS
EL386ICA	Maximum Adjustability

Koto™ Architectural LED Light Engine & 3" Architectural ICA Housings



Koto™ LED Light Engine
ELK19 - ELK21

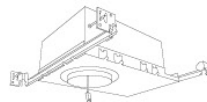
PRODUCT NUMBER BUILDER			
Koto™ LED Light Engine	Lumens	Color Temperature	Beam Angle
ELK			
19	750 - 850 lm	27D 2700K	(blank) 38° lens (Standard)
21	1100 - 1500 lm	30D 3000K	-S 18° lens
		35D 3500K	-N 25° lens
		40D 4000K	-W 60° lens
		SD Sunset Dimming (ELK19 Only)	



3" High Lumen Maximum Adjustability ICA Housing
1500 lm (18.9W) w/ELK21 Series Module
Not for use with ELK19 Series Module

New Construction

CAT NO.	SPECIFICATIONS
E3LK85ICAD	120/277V - 0-10V/Triac/ELV



3" Shallow Maximum Adjustability ICA Housing
850 lm (14.7W) w/ELK19 Series Module
1100 lm (14.7W) w/ELK21 Series Module

New Construction

CAT NO.	SPECIFICATIONS
E3LK76ICA	120V - Triac/ELV
E3LK77ICAD	120/277V - 0-10V/Triac/ELV

ACCESSORIES FOR KOTO™ LED MODULE & KOTO™ ARCHITECTURAL LED LIGHT ENGINE



Lens

EP731C	18° Lens
EP732C	25° Lens
EP733C	38° Lens
EP734C	60° Lens

**EP732C, EP733C, EP734C Included*



Reflectors

EP735C	15°
EP736C	25°
EP737C	38°
EP738C	60°



Secondary Optics

L45	Hex Louver	L51	Color Shifter
L46	Linear Louver	L57	White Hex Louver
L47	Spread Louver	L52	Blue Lens
L49	Frosted Lens	L53	Pink Shifter



Snoot

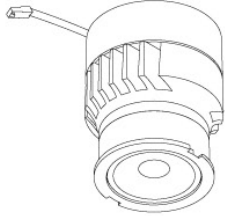
L50W	White
L50B	Black

Compatible Products

For use with 3" Koto™ Twist-On Trims



Koto™ 24V DC LED Light Engine



24V DC Koto™ LED Light Engine

PRODUCT NUMBER BUILDER			
Koto™ LED Light Engine	Lumens	Color Temperature	Voltage
ELK			

08	800 lm	27	2700K	-24	24V DC
		30	3000K		

**Standard module includes 38° installed with 25° & 60° field changeable lenses.*

ACCESSORIES



Lens

Snoot

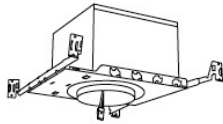
- | | | | |
|---------------|----------|-------------|-------|
| EP731C | 18° Lens | L50W | White |
| EP732C | 25° Lens | L50B | Black |
| EP733C | 38° Lens | | |
| EP734C | 60° Lens | | |
- *EP732C, EP733C, EP734C Included with standard module



Secondary Optics

- | | | | |
|------------|---------------|------------|------------------|
| L45 | Hex Louver | L57 | White Hex Louver |
| L46 | Linear Lens | L52 | Blue Lens |
| L47 | Spread Louver | L53 | Pink Shifter |
| L49 | Frosted Lens | | |
| L51 | Color Shifter | | |

3" Koto™ Dedicated LED ICA Housings (24V DC Input)



24V DC 3" ICA Maximum Adjustability Housing
New Construction

CAT NO.	SPECIFICATIONS
E24V386ICA	Maximum Adjustability

*Requires 24V DC Transformer