

4" Square Flush Mount Trim Adaptor

For 4" Pex™ Square Trims



Features

- 4" Square extra thin spackle frame for easy mounting.
- Designed to seamlessly flush trims to ceiling.
- Compatible 4" Pex™ Square trims: **ELK4216, ELK4218, ELK4227, ELK4229** Series Only.

Technical Details

Construction: Extra thin spackle frame.

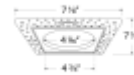
Installation: Easy mudding.



Compatible Trims: Compatible with 4" Pex Trims.

Lamp: Koto™ LED Module.

Options



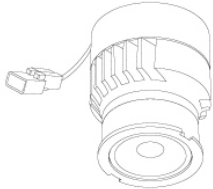
Product Numbers

Item	Description
EL4FMS	4" Square Flush Mount Trim Adapter

Compatible Products

For use with 4" Pex™ Square Flush Mount Trim Adaptor

Koto™ LED Module

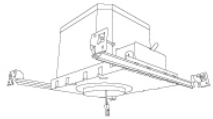


Koto™ LED Module
ELK07 - ELK09

PRODUCT NUMBER BUILDER			
Koto™ LED Module	Lumens	Color Temperature	Beam Angle
ELK			
07	750 lm	27 2700K	(blank) 38° lens (Standard)
09	950 lm	30 3000K	-S 18° lens
		35 3500K	-N 25° lens
		40 4000K	-W 60° lens
		SD Sunset Dimming (ELK09 Only)	

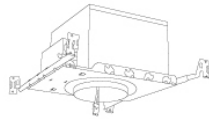
ACCESSORIES	
Lens	Reflectors
EP731C 18° Lens	EP735C 15°
EP732C 25° Lens	EP736C 25°
EP733C 38° Lens	EP737C 38°
EP734C 60° Lens	EP738C 60°
<small>*EP732C, EP733C, EP734C Included</small>	
Secondary Optics	
L45 Hex Louver	
L46 Linear Louver	
L47 Spread Louver	

4" Koto™ Dedicated LED ICA Housings



2-Hour Fire Rated
4" ICA Housing
New Construction

CAT NO.	SPECIFICATIONS
EL48FICA	7 1/2" Height Sound Rated



4" ICA Maximum
Adjustability Housing
New Construction

CAT NO.	SPECIFICATIONS
EL485ICA	Maximum Adjustability



4" ICA Housing
New Construction

CAT NO.	SPECIFICATIONS
EL490ICA	
EL490ICA-EM5	Emergency Battery Back-up (90 minutes)



4" ICA Housing
Remodel

CAT NO.	SPECIFICATIONS
EL490RICA	

Compatible Products

For use with 4" Pex™ Square Flush Mount Trim Adaptor

Koto™ Architectural LED Light Engine



Koto™ LED Light Engine
ELK19 - ELK21

PRODUCT NUMBER BUILDER			
Koto™ LED Light Engine	Lumens	Color Temperature	Beam Angle
ELK			
19	750 - 850 lm	27D 2700K	(blank) 38° lens (Standard)
21	1100 - 1500 lm	30D 3000K	-S 18° lens
		35D 3500K	-N 25° lens
		40D 4000K	-W 60° lens
		SD Sunset Dimming (ELK19 Only)	

ACCESSORIES




Lens

- EP731C** 18° Lens
- EP732C** 25° Lens
- EP733C** 38° Lens
- EP734C** 60° Lens

**EP732C, EP733C, EP734C Included*

Reflectors

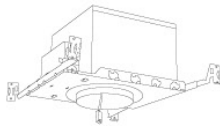
- EP735C** 15°
- EP736C** 25°
- EP737C** 38°
- EP738C** 60°



Secondary Optics

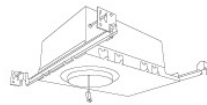
- L45** Hex Louver
- L46** Linear Louver
- L47** Spread Louver

4" Koto™ Architectural Recessed Housings



4" High Lumen Maximum Adjustability ICA Housing
1500 lm (18.9W) w/ELK21 Series Module
Not for use with ELK19 Series Module
New Construction

CAT NO.	SPECIFICATIONS
E4LK79ICAD	120/277V - 0-10V/Triac/ELV



4" Shallow Maximum Adjustability ICA Housing
850 lm (14.7W) w/ELK19 Series Module
1100 lm (14.7W) w/ELK21 Series Module
New Construction

CAT NO.	SPECIFICATIONS
E4LK98ICA	120V - Triac/ELV
E4LK99ICAD	120/277V - 0-10V/Triac/ELV



4" Standard ICA Housing
750 lm (11.8W) w/ELK19 Series Module
950 lm (11.8W) w/ELK21 Series Module
New Construction

CAT NO.	SPECIFICATIONS
E4LK87ICA	120V - Triac/ELV
E4LK87ICA-EM1	Emergency Battery Back-Up
E4LK88ICAD	120/277V - 0-10V/Triac/ELV
E4LK88ICAD-EM1	Emergency Battery Back-Up



4" Standard ICA Housing
750 lm (11.8W) w/ELK19 Series Module
950 lm (11.8W) w/ELK21 Series Module
Remodel

CAT NO.	SPECIFICATIONS
E4LK87RICA	120V - Triac/ELV
E4LK88RICAD	120/277V - 0-10V/Triac/ELV



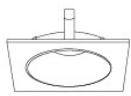
2-Hour Fire Rated 4" ICA Housing
750 lm (11.8W) w/ELK19 Series Module
950 lm (11.8W) w/ELK21 Series Module
New Construction

CAT NO.	SPECIFICATIONS
ELK93FICA	120V - Triac/ELV
ELK94TFICAD	120/277V - 0-10V/Triac/ELV

Compatible Products

For use with 4" Pex™ Square Flush Mount Trim Adaptor

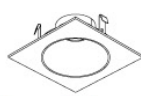
4" Pex™ Twist-&-Lock Trims



Shallow Reflector

ELK4216

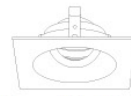
Finishes:
(W, H)



Deep Reflector

ELK4218

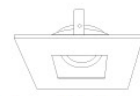
Finishes:
(W, BB, BZ, B, C, H)



Adjustable Gimbal

ELK4229

Finishes:
(W, BB, BZ, B, C, H)



Adjustable Pinhole

ELK4227

Finishes:
(W, B, BB, BZ, N)



Recommended to be
used with Maximum
Adjustability Housing