

# 4" New Construction IC Airtight Housing

4" New construction dedicated LED housing. Compatible with 4" LED inserts, LED modules or PSA37 with MR16 trims. Can include step-down transformer.



## Features

- IC Airtight for direct contact with insulation, for use in IC and non-IC applications
- Housing adjusts in frame to accommodate up to 1 1/2" ceiling thickness
- Optional: 277V to 120V step-down transformer (EL490ICA-7 only)
- Meets Title 24 requirements. ENERGY STAR® Certified
- Trims and inserts sold separately
- Compatible with Koto Module, LED inserts and PSA37

## Specifications

<b>Wattage</b>	18W MAXW
<b>Voltage</b>	120/277V or 277V
<b>Wet Location</b>	Listed with Shower Trims
<b>Damp Location</b>	Listed

## Options



**EL490ICA-EM5**  
Emergency Backup

## Technical Details

### Construction:

- Single wall IC rated for direct contact with insulation, for use in IC or non-IC conditions.
- Housing adjusts in frame to accommodate up to 1 1/2" ceiling thickness.
- Airtight housing with gasket to restrict airflow in accordance with ASTM E-283 air-tight requirements.

**Installation:** Designed for ceiling plenums where 2x6 joists or taller joists are used. High strength hanger bars can easily be nailed to joists. Maximum hole cutout is 4 1/4". Suitable for T-grid and drop ceiling applications. See installation sheet for detailed information. (For trimless applications only: access above the ceiling is required for servicing the fixture after installation.)

**Junction Box:** Positioned to accommodate straight conduit runs. Seven 1/2" trade size conduit knockouts, four 3/4" knockouts with pry-out knockout slots. 4 Romex pryouts with strain relief.

**Hanger Bars:** Pre-installed hanger bars with TrueNail facilitate easy installation in regular lumber, engineered lumber, and laminated beams. Integral T-bar slots for easy installation in T-bars. Spans up to 24" and can be repositioned 90°. Score lines allow for tool-free hanger bar size reduction. Integral leveling flange allows for single-person installation while aligning the housings with the joists.

**Electrical:** Input Voltage: 120V AC. Inherently protected.

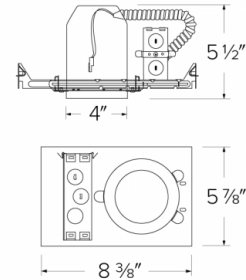
**Dimmability:** Dimmability based on lamp.

**Lamp:** Designed for use with ELCO 4" LED inserts, LED modules, or PSA37 with 4" MR16 trims.

**Listings:** cULus Listed for US and Canada. UL Listed for Damp Location/Wet Location with select trims. UL Listed for Feed Through. UL Listed for Direct Contact with Insulation and Combustible Material. Airtight per ASTM E-283. JA8-2022-E Title 24 Compliant.

**Warranty:** ELCO Lighting warrants products will be free from defects in materials and workmanship for a period of 5 years.

## Dimensions



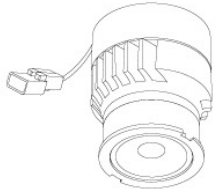
## Product Numbers

Item	Description	Watts	Voltage
<b>EL490ICA</b>		18W MAX	120/277V
<b>EL490ICA-7</b>	with 277V to 120V Step-Down Transformer	18W MAX	277V
<b>EL490ICA-EM5</b>	Emergency Battery Backup	18W MAX	120/277V

# Compatible Products

For use with Dedicated 4" IC LED Housings

## Koto™ LED Module



**Koto™ LED Module**  
ELK07, ELK09, & ELK11

### PRODUCT NUMBER BUILDER

Koto™ LED Module	Lumens	Color Temperature	Beam Angle
ELK			
07	750 lm	27 2700K	(blank) 38° lens (Standard)
09	950 lm	30 3000K	-S 18° lens
11	1150 lm	35 3500K	-N 25° lens
		40 4000K	-W 60° lens
		SD Sunset Dimming (For ELK09 & ELK11)	-FC 18° - 50° Adjustable (ELK07 Only)

### ACCESSORIES



#### Lens

- EP731C 18° Lens
- EP732C 25° Lens
- EP733C 38° Lens
- EP734C 60° Lens

\*EP732C, EP733C, EP734C Included



#### Snoot

- L50W White
- L50B Black



#### Secondary Optics

- L45 Hex Louver
- L46 Linear Lens
- L47 Spread Louver
- L49 Frosted Lens
- L51 Color Shifter

**Koto™ LED Module with 5-CCT Switch**

**Product Number**

ELK08CT5	825 lm
ELK10CT5	1000 lm

## 4" Pex™ Twist-On Trims



#### Reflector

ELK4118  
Finishes:  
(W, BB, BZ, B, C, H)



#### Adjustable Gimbal

ELK4129  
Finishes:  
(W, BB, BZ, B, C, H)



#### Adjustable Pinhole

ELK4127  
Finishes:  
(B, BB, BZ)



#### Adjustable Baffle

ELK4193  
Finishes:  
(W, BB, B)



#### Adjustable Spot

ELK4188  
Finishes:  
(W, B, BZ)



#### Reflector

ELK4218  
Finishes:  
(W, BB, BZ, B, C, H)



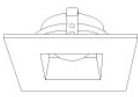
#### Adjustable Gimbal

ELK4229  
Finishes:  
(W, BB, BZ, B, C, H)



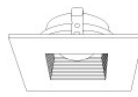
#### Adjustable Pinhole

ELK4227  
Finishes:  
(B, BB, BZ)



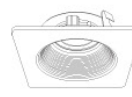
#### Adjustable Reflector

ELK4282  
Finishes:  
(W)



#### Adjustable Baffle

ELK4284  
Finishes:  
(W)



#### Adjustable Phenolic Baffle

ELK4293  
Finishes:  
(W, BB, B)

\*Finishes: **W** - All White, **BB** - All Black, **BZ** - All Bronze, **B** - Black Reflector w/White Ring, **C** - Chrome Reflector w/White Ring, **H** - Haze Reflector w/White Ring

# Compatible Products

For use with Dedicated 4" IC LED Housings

## 4" Flexa™ Twist-On Trims

---



**Round Reflector**

**ELK4721**

Finishes:

(**WW, BB, BZBZ, BW, CC, CW, HW, CN**)



**Round Baffle**

**ELK4723**

Finishes:

(**WW, BB, BZBZ, BW**)



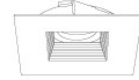
**Square Reflector**

**ELK4741**

Finishes:

(**WW, BB, BZBZ, BW, HW**)

*\*Not for Remodel Housing*



**Square Baffle**

**ELK4743**

Finishes:

(**WW, BB, BZBZ, BW**)

*\*Not for Remodel Housing*

\*Finishes: **W** - All White, **WW** - All White, **B** - Black, **BB** - All Black, **BZ** - All Bronze, **CC** - All Chrome, **BZBZ** - All Bronze, **BW** - Black Reflector w/White Ring, **CW** - Chrome Reflector w/White Ring, **CN** - Chrome Reflector w/Nickel Ring, **HW** - Haze Reflector w/White Ring

# Compatible Products

For use with Dedicated 4" IC LED Housings

## 4" LED Light Engines



Round Reflector

CAT NO.	SPECIFICATIONS
EL41527W	10W, 800 lm, 2700K
EL41530W	10W, 850 lm, 3000K
EL41535W, BZ	10W, 900 lm, 3500K
EL41540W	10W, 900 lm, 4000K
EL41550W	10W, 950 lm, 5000K
EL415CT5W, BB, BZ	12W, 850 lm, 2700K - 5000K



Round Baffle

CAT NO.	SPECIFICATIONS
EL41027W	10W, 800 lm, 2700K
EL41030W	10W, 850 lm, 3000K
EL41035W	10W, 900 lm, 3500K
EL41040W	10W, 900 lm, 4000K
EL410CT5W, BB	12W, 850 lm, 2700K - 5000K
EL41230W	14W, 1000 lm, 3000K
EL412CT5W	14W, 1000 lm, 2700K - 5000K



Round Reflector

CAT NO.	SPECIFICATIONS
EL41727C, H	14W, 1000 lm, 2700K
EL41730W, C	14W, 1000 lm, 3000K
EL41735C, H	14W, 1000 lm, 3500K
EL41740W, C, H	14W, 1000 lm, 4000K
EL417CT5W, H	14W, 1000 lm, 2700K - 5000K
EL427CT5W, BB	12.5W - 18W, 1000 - 1500 lm, 2700K - 5000K

DIMS TO WARM  
SUNSET DIMMING TECHNOLOGY



Round Reflector

CAT NO.	SPECIFICATIONS
EL415SDW, BZ	10W, 700 lm, Sunset
EL410SDW, BZ	10W, 700 lm, Sunset



Square Reflector

CAT NO.	SPECIFICATIONS
EL442CT5W	11W, 850 lm, 2700K - 5000K
EL442CT3BB, BZ	11W, 750 lm, 2700K - 3500K



Square Baffle

CAT NO.	SPECIFICATIONS
EL44127W	10W, 750 lm, 2700K
EL441CT3BZ	10W, 750 lm, 2700K - 3500K
EL441CT5W	10W, 750 lm, 2700K - 5000K



Round Gimbal

CAT NO.	SPECIFICATIONS
EL41627W	9W, 620 lm, 2700K
EL416CT5W, B, BZ	9W, 650 lm, 2700K - 5000K



Square Gimbal

CAT NO.	SPECIFICATIONS
EL446CT5W, B, BZ	11W, 700 lm, 2700K - 5000K
EL446HLCT5W	12W, 1000 lm, 2700K - 5000K



Round Baffle Gimbal

CAT NO.	SPECIFICATIONS
EL41427W	10W, 625 lm, 2700K
EL41435W	10W, 675 lm, 3500K
EL414CT5W, B	12W, 650 lm, 2700K - 5000K



Round Pull Down Adjustable

CAT NO.	SPECIFICATIONS
EL49727W, B, BZ	12.6W, 840 lm, 2700K
EL49730W, B, BZ	12.6W, 840 lm, 3000K



Square Pull Down Adjustable

CAT NO.	SPECIFICATIONS
EL44727W, B, BZ	12.6W, 840 lm, 2700K
EL44730W, B, BZ	12.6W, 840 lm, 3000K



Round Pull Down Adjustable (2nd Generation)

CAT NO.	SPECIFICATIONS
EL49727W2, BZ2	11W, 950 lm, 2700K
EL49730W2, BZ2	11W, 950 lm, 3000K

\*Finishes: **W** - All White, **B** - All Black, **BZ** - All Bronze, **C** - Chrome w/White Ring, **H** - Haze w/White Ring

# Compatible Products



For use with Dedicated 4" IC LED Housings

## 4" Cedar™ LED Light Engines



**Round Reflector**

**E410R**

Finishes:

(W, BB, BZ, B, C, H, MW, MB)



**Round Wall Wash Reflector**

**E411R**

Finishes:

(W, BB, BZ, B, C, H, MW, MB)



**Round Drop Glass**

**E412R**

Finishes:

(W, BB, BZ, B, C, H, MW, MB)



**Round Baffle**

**E414R**

Finishes:

(W, BB, BZ, B)



**Square on Square Baffle**

**E415R**

Finishes:

(W, BZ)



**Square on Square Reflector**

**E417R**

Finishes:

(W, BZ, C, H)



**Square on Round Reflector**

**E420R**

Finishes:

(W, BB, BZ, C, H, MW, MB)



**Square on Round Baffle**

**E424R**

Finishes:

(W, BB, BZ, B)

### PRODUCT NUMBER BUILDER

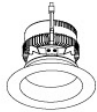
4" LED Module & Driver	Style	Lumens	Color Temperature	Finish
<b>E4</b>				
	<b>10R</b> Round Reflector	<b>08</b> 850 lm (10.5W)	<b>27</b> 2700K	<b>W</b> All White
	<b>11R</b> Round Wall Wash Reflector		<b>30</b> 3000K	<b>BB</b> All Black
	<b>12R</b> Round Drop Glass		<b>35</b> 3500K	<b>BZ</b> All Bronze
	<b>14R</b> Round Baffle		<b>40</b> 4000K	<b>B</b> Black w/White Ring
	<b>15R</b> Sq. on Sq. Baffle		<b>SD</b> Sunset Dimming	<b>C</b> Chrome w/White Ring
	<b>17R</b> Sq. on Sq. Reflector			<b>H</b> Haze w/White Ring
	<b>20R</b> Sq. on Round Reflector			<b>MW</b> Matte White
	<b>24R</b> Sq. on Round Baffle			<b>MB</b> Matte Black

# Compatible Products



For use with Dedicated 4" IC LED Housings

## 4" Ply™ 120/277V LED Inserts



**Round Insert with 5-CCT and 3-Lumen Switch**

**EL475CT5D**  
Finishes:  
(W, H, BB, HW)



**Round Insert**

**EL49530D**  
Finishes:  
(W)

\*Finishes: **W** - All White, **BB** - All Black, **H** - All Haze, **HW** - Haze w/White Ring

\*Must be used with PLY™ Housings for 0-10V dimmability (EL490ICDXA, EL490RICDXA, EL492ICDXA, EL492RICDXA).  
With non-ply housing this is non-dimmable, 120-277V input only.

## 4" Ply™ 120/277V Adjustable LED Inserts



**Round Adjustable Gimbal**

**EL414**  
Finishes:  
(DXW, DXB)



**Round Adjustable Insert**

**EL497**  
Finishes:  
(DXW, DXB, DXBZ DXN)



**Square Adjustable Insert**

**EL447**  
Finishes:  
(DXW, DXB, DXBZ DXN)

### ACCESSORIES



**Interchangeable Lens**  
(For EL497 & EL447 Series only)

**EP710C** 20° Beam  
**EP712C** 60° Beam

### PRODUCT NUMBER BUILDER

4" 120/277V Adjustable LED Inserts	Style	Color Temperature	Finish
<b>EL4</b>	<b>14</b> Adjustable Gimbal <b>97</b> Round Adjustable <b>47</b> Square Adjustable	<b>27D</b> 2700K <b>30D</b> 3000K	<b>DXW</b> All White <b>DXB</b> All Black <b>DXBZ</b> All Bronze <b>DXBN</b> All Nickel

## 4" Accessories



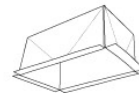
**Emergency Battery Backup**

CAT NO.	SPECIFICATIONS
KEM-LD5	8W, 120/277V



**Fire Cover**

CAT NO.	SPECIFICATIONS
FIRECVR	9 3/4" H x 17" O.D.



**Fire Enclosure**

CAT NO.	SPECIFICATIONS
FIREENCL	20 3/8" L x 14 3/8" W
FIREENCL-S	Shallow, 16" L x 14 3/8" W



**Mica Fire Tape**

CAT NO.	SPECIFICATIONS
FIRETAPE	3/4" W x 16' L