

# 10° Koto™ LED Module (Narrow Spot)

Works with 2", 3", 4" & 6" Recessed Housings and Koto™ Trims



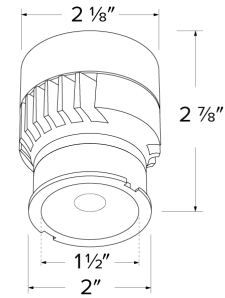
## Features

- Includes 10° lens installed, and field changeable 25° & 38° lens included (for ELK0827-NSP & ELK0830-NSP)
- Includes 38° lens installed, and field changeable 10° & 25° lens included (for ELK0327 & ELK0330)
- Integrated 120V dimmable driver Triac/ELV
- Excellent color rendering 93+ CRI
- Works in 2", 3", 4" & 6" ELCO Housings with Koto™ twist-on trims
- Energy Star Certified. Title 24 JA8-2019 Compliant
- Optional: Louver (L45), Linear Lens (L46), Spread Lens (L47), Clear Lens (L48), Frosted Lens (L49), Color Shifter (L50), Snoot (L51W, L51B)
- Covered by U.S. PATENTS and Patents Pending

## Specifications

<b>Wattage</b>	5W - 10W
<b>Lumens</b>	350 lm - 850 lm
<b>Voltage</b>	120V
<b>Color Temp.</b>	2700K - 3000K
<b>Dimmable</b>	Triac/ELV
<b>Lamp Type</b>	LED
<b>Beam Angle</b>	10° - 38°
<b>CRI</b>	95
<b>Wet Location</b>	UL Listed w/Wet Location Trims
<b>Damp Location</b>	UL Listed

## Dimensions



## Technical Details

**Optics:** Frosted polycarbonate module lens diffuses light evenly throughout while reducing glare with LED technology.

**Construction:** Integrated driver and light engine with quick connect. Diecast aluminum body with heat fins allow for efficient cooling.

**Installation:** Twist-on design for toolless trim installation, for use with Koto™ trims only. Can be use in 2", 3", 4" & 6" housings with quick connect base.

**Electrical:** Up to 850 lm/2700K-3000K. Module connects to 120 power supply. High efficiency driver with a power factor >0.9. Start time of less than 0.75 seconds.

**LED Technology:** Extremely accurate Color Rendering Index of 93+. Lumen Maintenance of 50,000 hours L70 Life based on LM80 standardized test results. Superior Thermal Management by utilizing integrated heat sink. Instant On to Full Brightness technology. No LED pixilation.

**Dimmability:** Works with 120V Triac and ELV type dimmers. Dims down to 5%. For full list of dimmers, refer to the Dimmer Compatibility List. Industry leading dimming that dims smoothly with no hot spots or flickering.

**Listings:** UL Listed for Damp Locations. UL Listed for Wet Location with Wet location trims. RoHS Compliant. Energy Star Certified. Title 24 JA8-2019 Compliant

**Warranty:** ELCO Products are built to last with a 5-year Limited Warranty.

## Product Numbers

Item	Lamp type	Lumens	CCT	Watts	Voltage	Dimming	Beam Angle
<b>ELK0327</b>	LED	350 lm	2700K	5W	120V	Triac/ELV	38°
<b>ELK0330</b>	LED	350 lm	3000K	5W	120V	Triac/ELV	38°
<b>ELK0827-NSP</b>	LED	850 lm	2700K	10W	120V	Triac/ELV	10°
<b>ELK0830-NSP</b>	LED	850 lm	3000K	10W	120V	Triac/ELV	10°

# Product Number Builder

Example: **ELK0327**

Koto™ LED Module	Lumens	Color Temp.	Beam Angle
<b>ELK</b>			
	<b>03</b> 350 lm <b>08</b> 850 lm	<b>27</b> 2700K <b>30</b> 3000K	38° <sup>1</sup> <b>-NSP</b> 10° <sup>2</sup>

<sup>1</sup> 38° lens installed. Includes field changeable 10° and 25° lens with module.

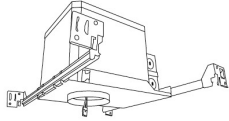
<sup>2</sup> 10° lens installed. Includes field changeable 25° and 38° lens with module.

# Compatible Products

For use with **Koto™ LED Module**

## 2" Koto™ Dedicated LED ICA Housings

---



2" ICA Maximum Adjustability Housing  
**New Construction**

CAT NO.	SPECIFICATIONS
EL276ICA	Maximum Adjustability

## 2" Pex™ Twist-On Trims

---



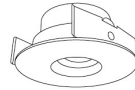
**Round Deep Reflector**

**ELK2818**  
Finishes:  
(W, B, H, BB, BZ)



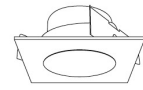
**Round Adjustable Reflector**

**ELK2829**  
Finishes:  
(W, B, H, BB, BZ)



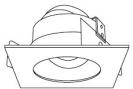
**Round Adjustable Pinhole**

**ELK2827**  
Finishes:  
(W, B, BB, BZ)



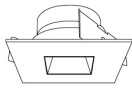
**Square Deep Reflector**

**ELK2518**  
Finishes:  
(W, B, BB)



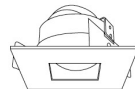
**Square Adjustable Reflector**

**ELK2529**  
Finishes:  
(W, B, BB)



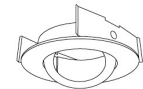
**Square Reflector**

**ELK2541**  
Finishes:  
(W, B, BB)



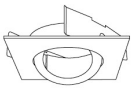
**Square Adjustable Pinhole**

**ELK2527**  
Finishes:  
(W, B, BB)



**Round Gimbal**

**ELK2888**  
Finishes:  
(W, B, BZ)



**Square Gimbal**

**ELK2588**  
Finishes:  
(W, BZ)

# Compatible Products



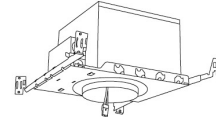
For use with **Koto™ LED Module**

## 3" Koto™ Dedicated LED ICA Housings




2-Hour Fire Rated 3" ICA Housing  
**New Construction**

CAT NO.	SPECIFICATIONS
EL39FICA	7 1/2" Height - Sound Rated



3" ICA Maximum Adjustability Housing  
**New Construction**

CAT NO.	SPECIFICATIONS
EL386ICA	Maximum Adjustability



3" ICA Housing  
**New Construction**

CAT NO.	SPECIFICATIONS
EL390ICA	
EL390ICA-EM5	Emergency Battery Back-up (90 minutes)



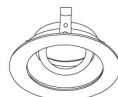
3" ICA Housing  
**Remodel**

CAT NO.	SPECIFICATIONS
EL390ICA	

## 3" Pex™ Twist-On Trims



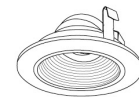
**Round Deep Reflector**  
**ELK3618**  
Finishes:  
(W, BB, BZ, B, C, H)



**Round Adjustable Gimbal**  
**ELK3629**  
Finishes:  
(W, BB, BZ, B, C, H)



**Round Adjustable Pinhole**  
**ELK3627**  
Finishes:  
(B, BB, BZ)



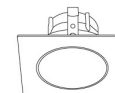
**Round Adjustable Baffle**  
**ELK3693**  
Finishes:  
(W)



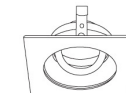
**Round Adj. Slot Aperture**  
**ELK3620**  
Finishes:  
(W)



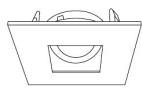
**Round Adj. Wall Wash**  
**ELK3622**  
Finishes:  
(W)



**Square Deep Reflector**  
**ELK3318**  
Finishes:  
(W, BB, BZ, B, C, H)



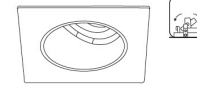
**Square Adjustable Gimbal**  
**ELK3329**  
Finishes:  
(W, BB, BZ, B, C, H)



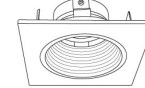
**Square Adjustable Pinhole**  
**ELK3327**  
Finishes:  
(B, BB, BZ)



**Square Reflector**  
**ELK3341**  
Finishes:  
(W, B, BB, BZ)



**Square Adj. Wall Wash**  
**ELK3322**  
Finishes:  
(W)



**Square Adjustable Baffle**  
**ELK3393**  
Finishes:  
(W)

# Compatible Products

For use with **Koto™ LED Module**

## 3" Pex™ Trimless • Only for use with EL386/ICA

---



**Spackle Frame**

**EL3SFR**



**Adjustable Trimless  
Reflector**

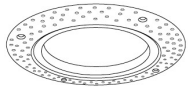
**ELK315**

Finishes:

**(W, B, H)**

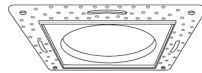
## 3" Flush Mount Trim Adaptors

---



**Round Flush Mount**

**EL3FMR**



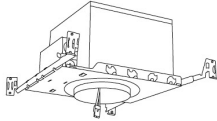
**Square Flush Mount**

**EL3FMS**

# Compatible Products

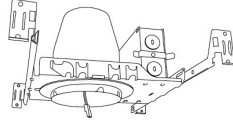
For use with **Koto™ LED Module**

## 4" Koto™ Dedicated LED ICA Housings



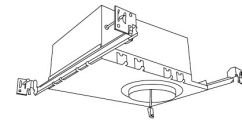
4" ICA Maximum Adjustability Housing  
**New Construction**

CAT NO.	SPECIFICATIONS
EL485ICA	Maximum Adjustability



4" ICA Housing  
**New Construction**

CAT NO.	SPECIFICATIONS
EL490ICA	14W, 120/277V
EL490ICA-EM5	Emergency Battery Back-up (90 minutes)



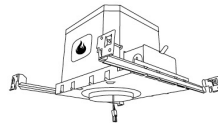
4" R-60 Spray Foam Insulation Housing  
**New Construction**

CAT NO.	SPECIFICATIONS
EL490AJICA	Maximum Adjustability, For use in R60 or Chicago plenum applications



4" ICA Housing  
**Remodel**

CAT NO.	SPECIFICATIONS
EL490RICA	14W, 120V



2-Hour Fire Rated 4" ICA Housing  
**New Construction**

CAT NO.	SPECIFICATIONS
EL48FICA	7 1/2" Height, Sound Rated

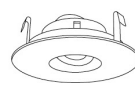
## 4" Pex™ Round Twist-On Trims



**Reflector**  
**ELK4118**  
Finishes:  
(W, BB, BZ, B, C, H)



**Adjustable Gimbal**  
**ELK4129**  
Finishes:  
(W, BB, BZ, B, C, H)



**Adjustable Pinhole**  
**ELK4127**  
Finishes:  
(B, BB, BZ)



**Adjustable Baffle**  
**ELK4193**  
Finishes:  
(W, BB, B)



**Slot Aperture**  
**ELK4130**  
Finishes:  
(W)



**Rotatable Slot Aperture**  
**ELK4120**  
Finishes:  
(W)



**Adj. Wall Wash**  
**ELK4122**  
Finishes:  
(W)

# Compatible Products

For use with **Koto™ LED Module**

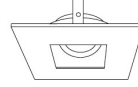
## 4" Pex™ Square Twist-On Trims



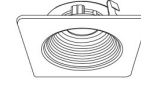
**Reflector**  
**ELK4218**  
Finishes:  
(W, BB, BZ, B, C, H)



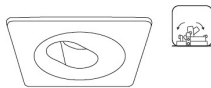
**Adjustable Gimbal**  
**ELK4229**  
Finishes:  
(W, BB, BZ, B, C, H)



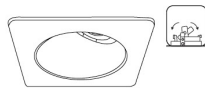
**Adjustable Pinhole**  
**ELK4227**  
Finishes:  
(B, BB, BZ)



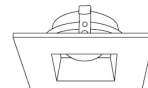
**Adjustable Phenolic Baffle**  
**ELK4293**  
Finishes:  
(W, BB, B)



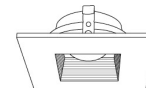
**Adj. Slot Rotatable Aperture**  
**ELK4220**  
Finishes:  
(W)



**Adjustable Wall Wash**  
**ELK4222**  
Finishes:  
(W)



**Adjustable Reflector**  
**ELK4282**  
Finishes:  
(W)

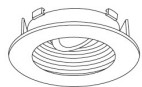


**Adjustable Baffle**  
**ELK4284**  
Finishes:  
(W)

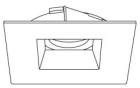
## 4" Flexa™ Twist-On Trims



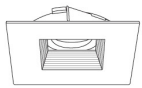
**Round Reflector**  
**ELK4721**  
Finishes:  
(WW, BB, BZBZ, BW, CC, CW, HW, CN)



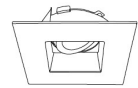
**Round Baffle**  
**ELK4723**  
Finishes:  
(WW, BB, BZBZ, BW)



**Square Reflector**  
**ELK4741**  
Finishes:  
(WW, BB, BZBZ, BW, HW)  
*\*Not for Remodel Housing*



**Square Baffle**  
**ELK4743**  
Finishes:  
(WW, BB, BZBZ, BW)  
*\*Not for Remodel Housing*



**Adjustable Square Reflector**  
**ELK4759**  
Finishes:  
(WW, BB, B, H)

# Compatible Products

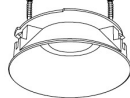
For use with **Koto™ LED Module**

## 4" Pex™ Trimless

• Only for use with EL485ICA & EL490AJICA



**Round Spackle  
Frame Only**  
**EL4SFR**



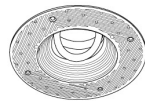
**Round Smooth Reflector**  
**ELK408**  
Finishes:  
**(W, B, BZ, H)**



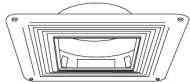
**Round Adjustable  
Reflector**  
**ELK415**  
Finishes:  
**(W, B, BZ, H)**



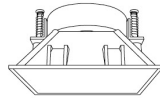
**Adjustable Reflector  
with Spackle Frame**  
**ELK430**  
Finishes:  
**(W, B, BZ, H)**



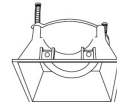
**Adjustable Baffle  
with Spackle Frame**  
**ELK434**  
Finishes:  
**(W, B, BZ)**



**Sq. Spackle Frame**  
**EL4SFS**

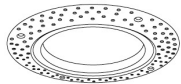


**Sq. Smooth Reflector**  
**ELK445**  
Finishes:  
**(W, B, H)**

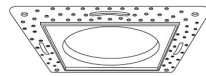


**Sq. Adjustable Reflector**  
**ELK459**  
Finishes:  
**(W, B, H)**

## 4" Flush Mount Trim Adaptors



**Round Flush Mount**  
**EL4FMR**  
For use with  
**ELK41 & Unique™ Trims**



**Square Flush Mount**  
**EL4FMS**  
For use with  
**ELK42 Trims**



# Compatible Products

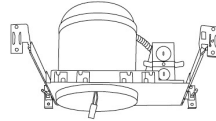
For use with **Koto™ LED Module**

## 6" Koto™ Dedicated LED ICA Housings



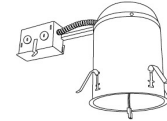
2-Hour Fire Rated 6" ICA Housing  
**New Construction**

CAT NO.	SPECIFICATIONS
EL76FICA	7 3/4" Height



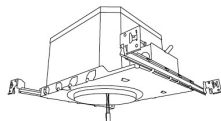
6" Standard ICA Housing  
**New Construction**

CAT NO.	SPECIFICATIONS
EL770ICA	7 1/2" Height



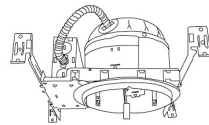
6" Standard ICA Housing  
**Remodel**

CAT NO.	SPECIFICATIONS
EL770RICA	7 1/2" Height



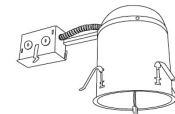
2-Hour Shallow Fire Rated 6" ICA Housing  
**New Construction**

CAT NO.	SPECIFICATIONS
EL75FICAS	6 3/16" Height



6" Shallow ICA Housing  
**New Construction**

CAT NO.	SPECIFICATIONS
EL760ICA	5 1/2" Height



6" Shallow ICA Housing  
**Remodel**

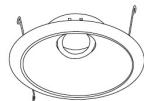
CAT NO.	SPECIFICATIONS
EL760RICA	5 1/2" Height

## 6" Twist-On Trims



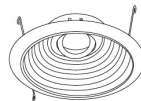
**Round Reflector**

**ELK610**  
Finishes:  
(WW, BB, BZBZ, BW,  
CC, CW, CN, HW)



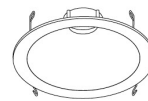
**Adjustable Round Reflector**

**ELK629**  
Finishes:  
(WW, BB, BZBZ,  
BW, CW, HW)



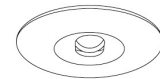
**Adjustable Round Baffle**

**ELK693**  
Finishes:  
(WW, BB, BZBZ, BW)



**Round Deep Reflector**

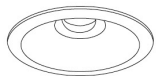
**ELK6418**  
Finishes:  
(W, BB, BZ, H)



**Adjustable Slot Aperture**

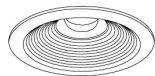
**ELK6420**  
Finishes:  
(W)

## 6" Unique™ Twist-On Trims



**Round Reflector**

**ELK6710**  
Finishes:  
(W, B, BZ)



**Round Baffle**

**ELK6713**  
Finishes:  
(W, BZ)



**Round Wall Wash**

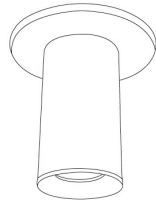
**ELK6715**  
Finishes:  
(W, BZ)

# Compatible Products

For use with **Koto™ LED Module**

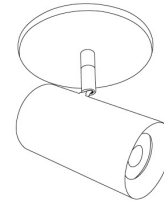
## 2" Koto Sylo™ Build-Your-Own

---



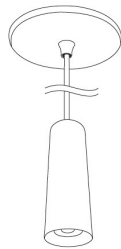
2" Koto Sylo Housing  
**Surface Mount**

CAT NO.	SPECIFICATIONS
EKS25SFW	White Finish
EKS25SFB	Black Finish
EKS25SFS	Silver Finish



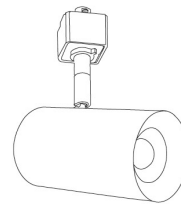
2" Koto Sylo Housing  
**Monopoint**

CAT NO.	SPECIFICATIONS
EKS25MPW	White Finish
EKS25MPB	Black Finish
EKS25MPS	Silver Finish



2" Koto Sylo Housing  
**Pendant**

CAT NO.	SPECIFICATIONS
EKS25PDW	White Finish
EKS25PDB	Black Finish
EKS25PDS	Silver Finish



2" Koto Sylo Housing  
**Surface Mount**

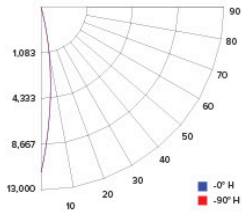
CAT NO.	SPECIFICATIONS
EKS25TRW	White Finish
EKS25TRB	Black Finish
EKS25TRS	Silver Finish

# Photometric Report

## 10° Koto™ LED Module (Narrow Spot)

### PHOTOMETRIC REPORT

Product #: ELK0830-NSP  
 Wattage / Lumens: 15.8W / 871.4 lm  
 Luminaire LPW: 55.1 lm/W



### CANDLE POWER SUMMARY

Degree Vertical	0°
0	10979
5	4622
15	413
25	89
35	32
45	17
55	13
65	9
75	5
85	0
90	0

### ILLUMINANCE AT A DISTANCE

Distance to Target Plane	Center Beam Footcandles	Beam Diameter
4'	686	0.8'
6'	305	1.2'
8'	172	1.6'
10'	110	2.0'

### ZONAL LUMEN SUMMARY

Zone	Lumens	%Luminaire
0-30°	783.9	90.2
0-40°	809.4	93.2
0-60°	836.1	96.2
0-90°	852.2	98.1



**ELCO Lighting**

# Dimmer Compatibility Chart

## Standard Koto™ LED Modules

For ELK07, ELK08CT5, ELK09, ELK10CT5,  
ELK11 & ELK13 Series

### For Reference Only

Testing conducted by ELCO Lighting is not a substitute for and does not imply certification by an independent laboratory or any other standards certification. Refer to manufacturer specifications for more detailed information on product certifications and standards. Consult the dimmer manufacturer prior to installation to ensure compatibility.

Manufacturer	Product	Part Number	Dimmed Light Output Range
Leviton	Decora SureSlide® Single Pole with Slide -to-Off	6672	15% - 100%
	Leviton Dimmer	1K3502	5% - 100%
Lutron	Vive, 120V, 150W LED/CFL, 600W Incandescent/Halogen, FP, Single Pole/Multi-Location Dimmer, Commercial Application	MRF2S-6CL	12% - 91%
	Panel Model, Commercial/Residential Application, FP	GP (Harrier) Card	10% - 94%
	Grafik QS/Mailbox Power Module, 120/220 to 240V AC, LED/Incandescent/Halogen Load Type, Commercial/Residential Indoor Application, FP	LQRJ-WPM-6P	10% - 95%
	Grafik Eye 3000/HomeWorks, 120V, Incandescent/Fluorescent Load Type, Commercial/Residential Application, FP	HWI-WPM-6D-120	10% - 95%
	Panel Dimming Module, 120V, Commercial/Residential Application, FP	HW/LP-RPM-4U-120	10% - 95%
	Panel Adaptive Dimming Module, 120V, Commercial/Residential Application, FP	HW/LP-RPM-4A-120	9% - 95%
	HomeWorks® QS for CFL/LED loads, 120V, RP, Commercial/Residential Application	LQSE-4A1-D/MQSE-4A1-D/ MQSE-3A1/MQSE-2A1-D	8% - 95%
	Energi Savr Node LED+ Phase Adaptive, Commercial Application, Reverse Phase, (Zone 1) (Zones 2-4)	QSN-4A5-S	8% - 95%
	Energi Savr Node LED+ Phase Adaptive, Commercial Application, Foward Phase, (Zone 1) (Zones 2-4)	QSN-4A5-S	10% - 97%
	RadioRA®2, 120V, 50/60-Hz, 150W LED or 600W Incandescent/Halogen, 3-Way & 4-Way, Residential Application	RRD-6CL	10% - 95%
	RadioRA®3, 120V, 250W LED/CFL or 500W Incandescent/Halogen, Single Pole, Multi-Location	RRST-PRO-N	10% - 95%
	HomeWorks® QS, 120V, 60-Hz, 150W LED/CFL or 600W Incandescent/Halogen/MLV, Residential Application	HQRD-6CL(H2) HQRA-6CL(H2)	10% - 95%
	Homeworks QS, Residential Application, Reverse Phase	LQSE-4A-120-D	8% - 89%
	HomeWorks® for LED/Incandescent/Halogen loads, Reverse Phase, (Zone 1) (Zones 2-4)	LQSE-4A5-120-D	8% - 89%
	HomeWorks® for LED/Incandescent/Halogen loads, Foward Phase, (Zone 1) (Zones 2-4)	LQSE-4A5-120-D	10% - 100%
	Ariadni® C-L Single Pole/3-Way, 150W LED/CFL or 600W Incandescent/Halogen	AYCL-153P	10% - 100%
	Skylark Contour® C-L, Single Pole/3-Way, 150W LED/CFL or 600W Incandescent/Halogen	CTCL-153P	10% - 100%
Skylark® C-L Single Pole/3-Way, 150W LED/CFL or 600W Incandescent/Halogen	SCL-153P	10% - 100%	

Integrating our lighting with your Smart Home System is a breeze. Simply check your Smart Home system for compatible smart switches and cross reference that with our Dimming Compatibility Chart. Once the switches are integrated with your Smart Home system your lights will be ready to go.



2042 E. Vernon Ave. Vernon CA 90058 Tel 323.231.2600 Fax 323.231.3200 elcolighting.com

Manufacturer	Product	Part Number	Dimmed Light Output Range
Lutron	Diva® Series 150W Single Pole/3-Way Dimmer	DVCL-153P	10% - 100%
	Skylark Contour® Single Pole/3-Way 1000W Incandescent/Halogen	CT-103P	10% - 100%
	Skylark® Single Pole 300W ELV Preset Dimmer	SELV-300P	5% - 100%
	Skylark® Single Pole 600W Incandescent/Halogen, Slide-to-Off Dimmer	S-600P	5% - 100%
	Diva® 300W Single Pole/3-Way ELV Dimmer	DVELV-303P	10% - 100%
	Diva® 600W Single Pole Incandescent/Halogen Preset Dimmer	DV-600P	5% - 100%
	Ariadni® 600W Single Pole Magnetic Low Voltage Dimmer	AYLV-600P	5% - 100%
	Ariadni® 600W Single Pole/3-Way Incandescent/Halogen Dimmer	AY-603P	5% - 100%
	Maestro® 600W Single Pole/3-Way ELV Dimmer	MAELV-600	5% - 100%
	Maestro® C-L Single Pole/3-Way Dimmer. 150W Max for LED/CFL or 600W Max for Incandescent/Halogen	MACL-153M	10% - 100%
	Caséta® Wireless Dimmer	PD-6WCL	10% - 100%

**\*NOTE: Refer to dimmer manufacturer's documentation for installation instructions and circuit details**

Disclaimer: Minimum and maximum loads for LEDs and CFLs are given in number of lamps and may vary depending on the lamp being used. Testing conducted by ELCO Lighting is not a substitute for and does not imply certification by an independent laboratory or any other standards certification. Refer to manufacturer specifications for more detailed information on product certifications and standards.

Integrating our lighting with your Smart Home System is a breeze. Simply check your Smart Home system for compatible smart switches and cross reference that with our Dimming Compatibility Chart. Once the switches are integrated with your Smart Home system your lights will be ready to go.



2042 E. Vernon Ave. Vernon CA 90058 Tel 323.231.2600 Fax 323.231.3200 elcolighting.com