

m o o o i

## Double Shade

MARCEL WANDERS STUDIO



A classic item from the Moooi lighting collection both versatile and charismatic in form and function.


---

### *Detailing*


A pure white lamp branded with the Moooi logo.

---

### *Colours*



Black

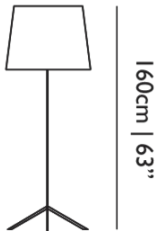


White

# Double Shade

## Dimensions

60cm | 23.6"



## Product

**WIDTH** 60cm | 23.6"

**HEIGHT** 160cm | 63"

**DEPTH** 60cm | 23.6"

**DIAMETER** 60cm | 23.6"

**WEIGHT NETTO** 2.1kg | 4.63lbs

## Packaging

**WIDTH** 62cm | 24.4"

**HEIGHT** 60cm | 23.6"

**CUBAGE** 0.23m<sup>3</sup> | 8.28ft<sup>3</sup>

**LENGTH** 63cm | 24.8"

**WEIGHT** 5kg | 11.02lbs

---

## Technical CE

### MATERIAL

Powder coated steel, shade: PVC/cotton laminate on metal structure

### ENERGY LABEL

A++ to E

### NUMBER OF LIGHTSOURCES

1

### FREQUENCY

50/60

### DIMMABLE

No

### CABLE COLOUR

Black

### CABLE LENGTH

250cm | 98.4"

### LIGHT DIRECTION

All directions

### LIGHTSOURCE TYPE

Incandescent

### INPUT VOLTAGE

220-240

### MAX POWER CONSUMPTION

60W

### LAMPHOLDER

E27

### PLUG TYPE

Europlug (Type-C)

### SWITCH

In line on/off switch

---

## Technical cULus

### MATERIAL

Powder coated steel, shade: PVC/cotton laminate on metal structure

### ENERGY LABEL

A++ to E

### LIGHTSOURCE TYPE

Incandescent

**NUMBER OF LIGHTSOURCES**

1

**FREQUENCY**

50/60

**DIMMABLE**

No

**CABLE COLOUR**

Black

**CABLE LENGTH**

250cm | 98.4"

**LIGHT DIRECTION**

All directions

**INPUT VOLTAGE**

110-127

**MAX POWER CONSUMPTION**

60W

**LAMPHOLDER**

E26

**PLUG TYPE**

US plug (Type A)

**SWITCH**

In line on/off switch