

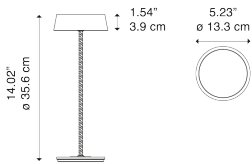
ROD

Model ROD

The slender stem connects two imaginary blocks of cement, rising from the base and supporting the shade, which hosts the LED light source. To adjust the level of light, the user can simply touch the top of the shade.



ROD







Light source

3000K
2 W / 212 lm
CRI 95
MacAdam 3-Step

Structure: Aluminium

Code


	Dark Asphalt	51181 2030
	Ivory	51181 5630
	Soft Pink	51181 9130
	Moss Gray	51181 9230


Net weight: 1.92 lbs

Parcels: 1



IP54

Energy Saving 

Touch Dim 

EAC



Options of ROD

Recharge Cart