


LED dimmable drivers



Dimming is made easy with our LED Dimmable Driver series. These products will allow you to find just the right amount of light based on the time of day your lighting fixtures are being used.



Model

BT06DIM-IC

6 W dimmable LED hardwire driver

IC
RATED

BT12DIM-IC

12 W dimmable LED hardwire driver

IC
RATED

BT24DIM-IC

24 W dimmable LED hardwire driver

IC
RATED

BT36DIM

36 W dimmable LED hardwire driver

BT48DIM

48W dimmable LED hardwire driver

Specifications

Constant voltage mode power supply
AC-dimming supply
(with TRIAC or ELV dimmer)
Protection: short circuit / Over voltage
Integrated junction box for
hard-wire installation
Fully isolated metal case -
Cooling by air convection
2 years warranty
ETL certification
Optimal dimming when used at 50%
or more of total load
Input voltage: 100VAC-230VAC, 50/60Hz
Output voltage: 12V DC
Load Range: 50% to 100%
Operating temperature: -30°C to 45°C

Finish

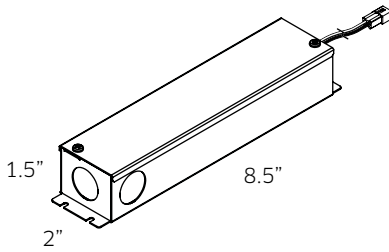
WH White

Order example

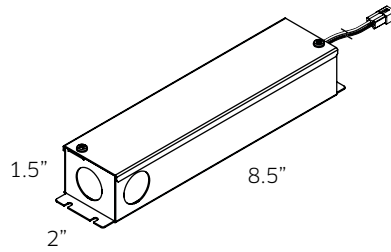
BT06DIM-IC

6W dimmable LED hardwire driver

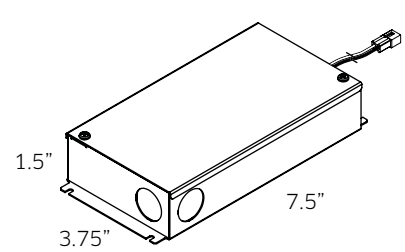
BT06DIM-IC



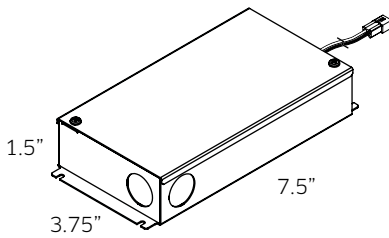
BT12DIM-IC



BT24DIM-IC



BT36DIM



BT48DIM

