

cerno®



DESIGNED AND MADE IN CALIFORNIA

Spero Pendant



black / black leather




brass / brown leather



distressed brass / black leather



white / tan leather

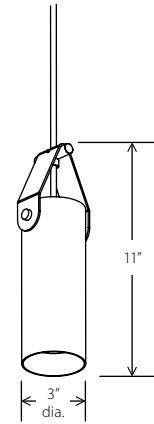


brass / brown leather detail



brass / tan leather detail

Spero pendant



Dimensions: 3" dia., 11"
 Product weight: 2lb
 Field adjustable drop length: 0'6" min - 8'0" max
 Canopy color matches cord
 Lamping: 1x E26 base, PAR20 lamp, 20 W max
 Specifications subject to change



Spero Pendant part # 06-310- -

Standard Combinations

- black / black leather
- brass / brown leather
- distressed brass / black leather
- white / tan leather

B
R
D
W

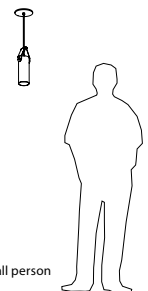
Bulb Options

- PAR20 LED bulb included -
- 2700 K, 90CRI, 40 degree flood
- no bulb included

27
00

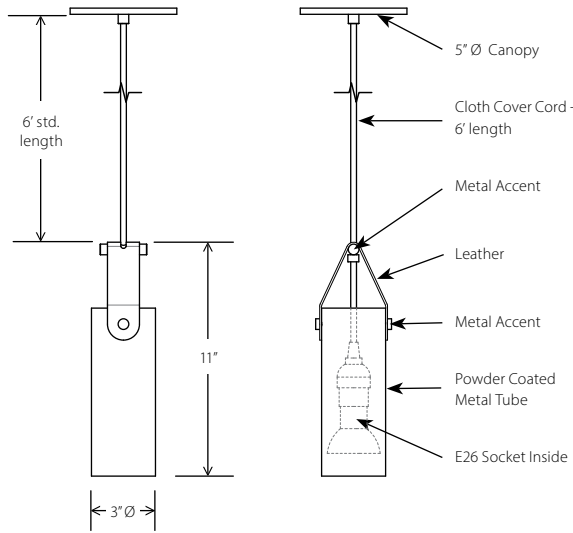
For expanded offering see
 Specification Sheet.

The Spero Pendant illustrates a minimalist mindset without sacrificing design details that define the fixture. Pronounced metal accents join the leather strap to the shade, adding a balanced contrast between the different elements. The bottom aperture allows the delivery of ample light while shielding the rest of the space from glare.



6' tall person

▲WARNING. California Proposition 65 Warning for California Consumers. This product can expose you to chemicals including wood dust and lead which are known to the State of California to cause cancer or birth defects or other reproductive harm. For more information go to www.P65Warnings.ca.gov



Standard combinations on the previous page are stocked. Fixture specified by using the SKU builder below are subject to increased lead times and minimum order quantities.

Spero Pendant part # 06-310-

Shade Finish

- textured black powder coat (CM-049)
- textured white powder coat (CM-060)
- brushed brass (CM-120)
- distressed brass (CM-117)

Metal Accent Finish

- textured black powder coat (CM-049)
- textured white powder coat (CM-060)
- brushed brass (CM-120)
- distressed brass (CM-117)

Leather Finish

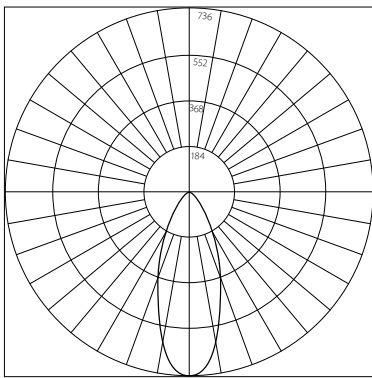
- brown leather (CM-098)
- black leather (CM-127)
- tan leather (CM-128)

Bulb Options

- PAR20 LED bulb included - 2700 K, 90CRI, 40 degree flood, 6.5 W, 650 lumens
- no bulb included

B	
W	
R	
D	
B	
W	
R	
D	
R	
B	
T	
27	
00	

PHOTOMETRIC POLAR GRAPH



Maximum Candela = 736
 Located at
 Horizontal Angle = 0,
 Vertical Angle = 0

Output for 40 degree
 flood PAR20 bulb.
 Actual output will vary
 if a different bulb type
 is installed.

TECHNICAL SPECIFICATIONS

- Light source: medium base E26 socket
- Lamping: 1x E26 base, PAR20 lamp, 20 W max
- Input Voltage: 250 V AC max
- Low profile round canopy with SVT-3 Cable
- Canopy dimensions: 5" Ø, 0.3"
- See website for more canopy information
- Field adjustable drop length: 0'6" min - 8'0" max
- White canopy and cord for fixtures with white shade exterior
- Black canopy and cord for all other finishes
- Suitable for a sloped ceiling up to 45 degrees
- Specifications subject to change



- Included PAR20 LED bulb specifications (optional)
- Light output: 520 Lumens (source)
- Light color: 2700 K
- Color accuracy: 90+ CRI
- Power usage: 6.5 W
- Dimmability: Triac or ELV


FINISHES



textured black powder coat (CM-049)



brushed brass (CM-120)



textured white powder coat (CM-060)




distressed brass (CM-117)



black leather (CM-127)



brown leather (CM-098)



tan leather (CM-128)

WARNING. California Proposition 65 Warning for California Consumers. This product can expose you to chemicals including wood dust and lead which are known to the State of California to cause cancer or birth defects or other reproductive harm. For more information go to www.P65Warnings.ca.gov