

cerno®



DESIGNED AND MADE IN CALIFORNIA

Lex 28 Pendant



walnut



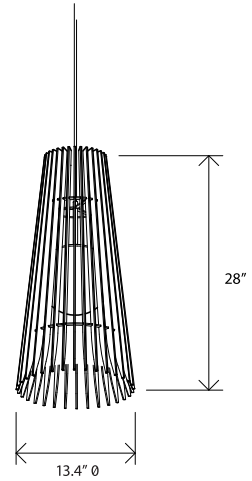
dark stained walnut



white washed oak

*Lex in Latin is defined as Law, Principle, or Condition. Simple architectural principles guided the design and construction of the Lex pendant. Three primary parts, the light, the hubs, and the wood slats, compose the form, function, and feel. The laws of attraction are often mysterious, and Lex's ability to appear both solid and porous simultaneously creates a sense of intrigue and freshness.*

## Lex 28 pendant



Dimensions: 13.4"Ø, 28" H  
Product weight: 5 lb

### Integrated LED Specifications

Light output: 915 Lumens (source), based on 2700K  
Light color: 2700 K, 3000 K, 3500 K, or 4000 K  
Color accuracy: 90+ CRI  
Power usage: 9W  
Dimmable (see power options below)

### Candelabra E12 Specifications

Lamping: E12 candelabra, 60 W max, G16.5 frosted lamp recommended  
Bulb not included  
Input voltage: 125 V AC max

Wood grain will vary  
Specifications subject to change



### MATERIAL & FINISH OPTIONS

Lex28 pendant part # 06-340-

#### Standard Finish Combinations

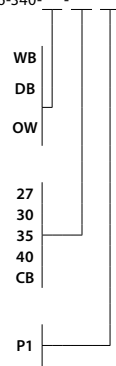
walnut (CM-001) / black (CM049)  
dark stained walnut (CM-002) / black (CM-049)  
white washed oak (CM-095) / white (CM-060)

#### Lamping

2700 K LED  
3000 K LED  
3500 K LED  
4000 K LED  
candelabra E12 socket

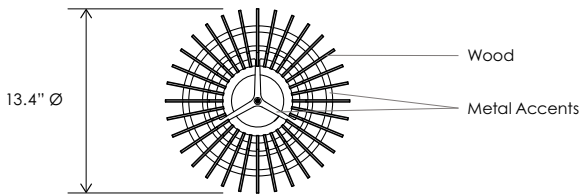
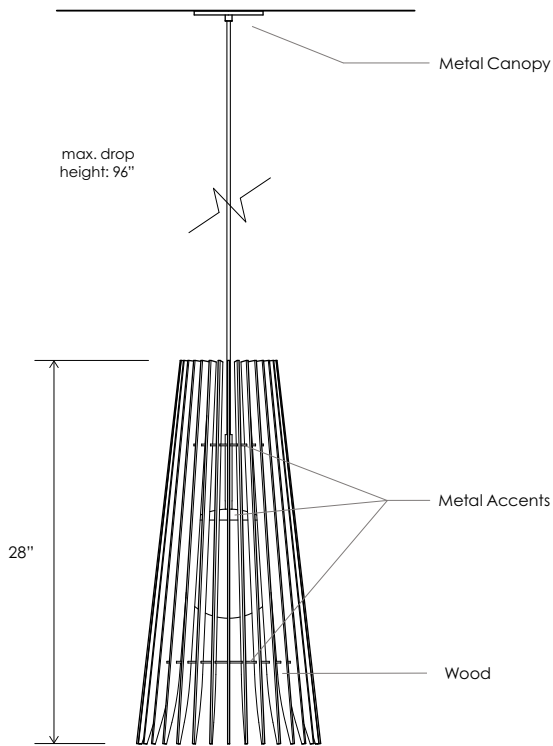
#### Driver (LED version only)

120-277 V AC input voltage  
TRIAC, ELV & 0-10 dimming



6' tall person





**TECHNICAL SPECIFICATIONS**

Dimensions: 13.4" Ø, 28" H  
 Product weight: 5 lb

**Integrated LED Specifications**

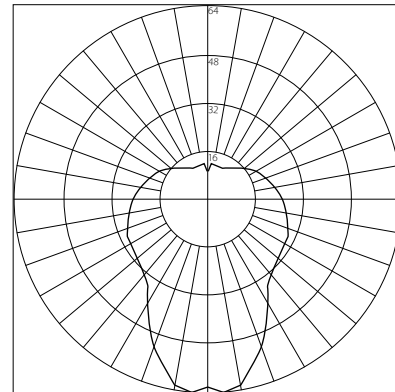
Light output: 915 Lumens (source), based on 2700K  
 Light color: 2700 K, 3000 K, 3500 K, or 4000 K  
 Color accuracy: 90+ CRI  
 Input Voltage: 120-277 V AC  
 Power usage: 9W  
 Dimmability: TRIAC, ELV & 0-10 V dimming  
 Driver to be housed in canopy  
 Driver dimensions: 3.3" x 1.6" x 1.0", included

**Candelabra E12 Specifications**

Lamping: E12 candelabra, 60 W max, G16.5 frosted lamp recommended  
 Bulb not included  
 Input voltage: 125 V AC max  
 Canopy dimensions: 5" Ø x .4"  
 Drop length field adjustable: 0'-14" min, 8'-0" max  
 Suitable for a sloped ceiling up to 45 degrees  
 Specifications subject to change




**PHOTOMETRIC POLAR GRAPH**




Maximum Candela = 63.79  
 Located at Horizontal Angle = 90, Vertical Angle = 5

Output specifications shown for 2700K CCT and walnut shade with black accents for vertical plane through 90-270 degree horizontal angles. Other CCTs and material finishes may cause output specifications to vary.

**FINISHES**



walnut (CM-001)




dark stained walnut (CM-002)



white washed oak (CM-095)



textured black (CM-049)



textured white (CM-060)

**⚠ WARNING.** California Proposition 65 Warning for California Consumers. This product can expose you to chemicals including wood dust and lead which are known to the State of California to cause cancer or birth defects or other reproductive harm. For more information go to [www.P65Warnings.ca.gov](http://www.P65Warnings.ca.gov)