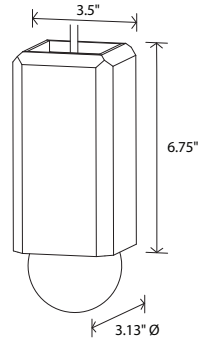




Cano, white washed oak

Cano
pendant



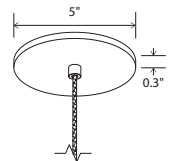
Dimensions: 3.5" x 3.5", 6.75"
 Materials: solid wood
 Product weight: 2 lb
 Light source: medium base E26 socket
 Lamping: E26 base, type G25 lamp, 20 W max
 Input voltage: 250 V AC max
 Suspension Details: Textured Black Powdercoat (CM-049) low profile round canopy with Grey Cloth Covered Cord (CM-106)
 Canopy dimensions: 5" Ø, 0.3"
 See website for more canopy information
 Field adjustable drop length: 0'6" min - 6'0" max
 Suitable for a sloped ceiling
 Wood grain will vary
 Specifications subject to change



Optional dimmable LED G25 bulb
 Light output: 500 Lumens (source)
 Color accuracy: 90+ CRI
 Power usage: 5.5 W

MATERIAL & FINISH OPTIONS


Cano part # 06-251-	-	MB
Wood Shade		
walnut (CM-001)	W	
dark stained walnut (CM-002)	D	
white washed oak (CM-095)	O	
Bulb Options		
2700 K G25 LED bulb included	27	
no bulb included	00	



low-profile round canopy with braided cord



walnut (CM-001)



dark stained walnut (CM-002)



white washed oak (CM-095)



Cano, dark stained walnut



Cano, walnut

Designing with LEDs often lends itself to hiding, or using a low profile light source. The Cano pendant does the opposite; the light bulb is an integral part of the design. The solid hardwood faceted body is enhanced when paired with a spherical glowing bulb.

