

B.lux

GINKGO

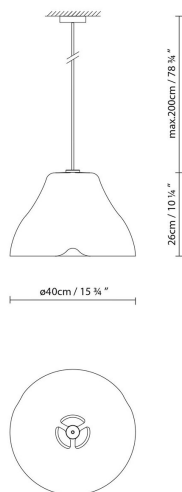
By e27, Tim Brauns



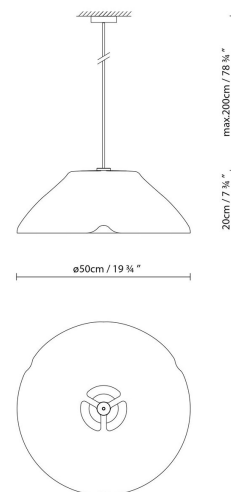
Description:












Suspension lamp featuring organic forms, providing both direct and indirect light. Aluminum shade. Available colors: matte brown, matte pink and matte blue finishes, each with a pearl white interior. Available in two sizes.


GINKGO S40




GINKGO S50









- | | | | |
|--|--|--|--|
|  Brown (matte) |  Pink (matte) |  Blue (matte) | |
|  RAL 7037 (matte) |  RAL 1034 (matte) |  RAL 4004 (matte) |  RAL 3015 (matte) |
|  RAL 9003 (matte) |  RAL 6034 (matte) |  RAL 5017 (matte) |  RAL 7035 (matte) |

 RAL 1018 (matte)

 RAL 5024
(matte)

 RAL 5012 (matte)

CODE	LAMP	LIGHT SOURCE	DIM		BULB	
740316U	GINKGO S40	LED 15W (E26) Fluo/CFL max. 23W (E26) Inc. max. 60W (E26)				LED A+ 
740326U	GINKGO S50	LED 15W (E26) Fluo/CFL max. 23W (E26) Inc. max. 60W (E26)				LED A+ 

      GINKGO

Designer

Technical drawing

Assembly instructions

3D

Configurator

grupoblux.com