

BOWEE W

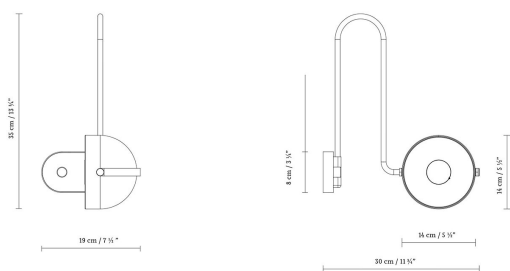
By Werner Aisslinger



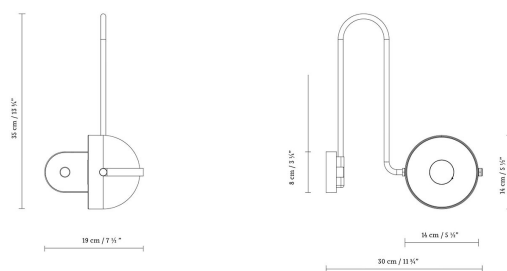
Description:

LED wall lamp made with half-sphere shades. Available with either one shade (W1 left and W1 right), both with a switch, or two shades (W2). On all these lamps, the light source can be adjusted on its horizontal axis and gives direct and diffused light. Available in metallic English bronze, matte turquoise and matte beige.

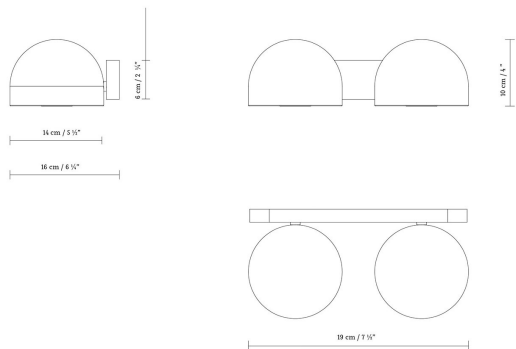
BOWEE W1 LEFT



BOWEE W1 RIGHT

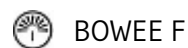


BOWEE W2




- Beige
- Clear turquoise
- English metallic bronze

CODE	LAMP	LIGHT SOURCE	BULB	kg
758100U	BOWEE W1 LEFT BEIGE			
758101U	BOWEE W1 LEFT CLEAR TURQUOISE	LED 8W 1050lm 2700K CRI≥90	A++	LED A+
758102U	BOWEE W1 LEFT METALLIC ENGLISH BRONZE			
758110U	BOWEE W1 RIGHT BEIGE			
758111U	BOWEE W1 RIGHT CLEAR TURQUOISE	LED 8W 1050lm 2700K CRI≥90	A++	LED A+
758112U	BOWEE W1 RIGHT METALLIC ENGLISH BRONZE			
758120U	BOWEE W2 BEIGE			
758121U	BOWEE W2 CLEAR TURQUOISE	LED 2 x 8W 1050lm 2700K CRI≥90	A++	LED A+
758122U	BOWEE W2 METALLIC ENGLISH BRONZE			



Collection:



Designer

Instrucciones de montaje

Instrucciones de montaje