

B.lux

ASPEN S17

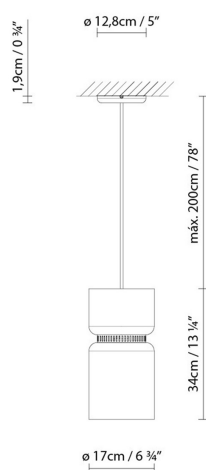
By Werner Aisslinger



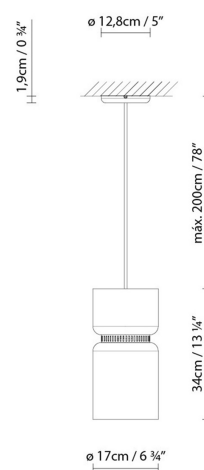
Description:

Suspension lamp with a dual aluminum shade, available in two configurations. Multiple matte lacquer finishes available that produce unique combinations: grey, snow, lemon, mango, clear turquoise, and aqua. Featuring new finishes: merlot, rose, sea, river and limestone. Center ring in black finish. Black cable. Direct and diffused light.

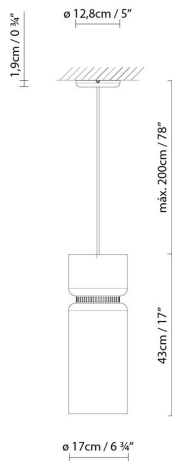
ASPEN S17A LED



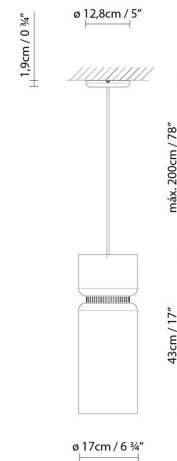
ASPEN S17A



ASPEN S17B LED



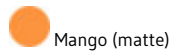
ASPEN S17B



SHADE:



Grey (matte)



Mango (matte)

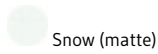
New:



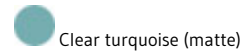
Merlot (matte)



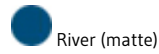
Rose (matte)



Snow (matte)



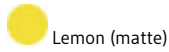
Clear turquoise (matte)



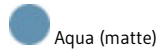
River (matte)



Limestone (matte)



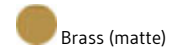
Lemon (matte)



Aqua (matte)

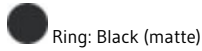


Sea (matte)










Brass (matte)

RING:



Ring: Black (matte)

CODE	LAMP	LIGHT SOURCE	DIM		BULB	
727320U	ASPEN S17A (E26)	LED 15W (E26) Fluo/CFL max. 30W (E26)				2
727321U	ASPEN S17B (E26)	Inc. max. 70W (E26)	A D			  



CE EAC



ASPEN S17



ASPEN F



ASPEN S40



ASPEN C40



ASPEN C17



ASPEN SH

Collection:



Designer

Technical drawing

Fotometría

Assembly instructions

3D

Configurator

